


Made for the most demanding restaurant kitchens, these aluminum sheet pan racks accommodate standard full-size 18" x 26" sheet pans, or twice the capacity with half-size 18" x 13" pans.

ALUMINUM SHEET PAN RACK

BAKEWARE

10-TIER SHEET PAN RACKS

- ◆ Sturdy aluminum construction
- ◆ Hold and transport 10 full-size (18" x 26") sheet pans
- ◆ 5" dia, full-swivel casters; two (2) with brake
- ◆ Capacity: up to 400 Lbs
- ◆ 3" spacing between each tier
- ◆ Ships welded or knocked down
- ◆ Fully assembled dimensions: 21"L x 26-1/2"D x 39"H
- ◆ NSF listed

ITEM	DESCRIPTION	UOM	CASE
 AWRK-10	10-Tier, Welded	Each	1
ALRK-10BK	10-Tier, Knocked Down	Each	1
ALRK-10	10-Tier w/o Brakes, Knocked Down	Each	1
ALRC-5ST	Caster for ALRK and AWRK-series	Each	12
ALRC-5STK	Caster w/Brake for ALRK & AWRK-series	Each	12









AWRK-10 NSF
ALRK-10BK NSF

ALRK-10 NSF

20-TIER END-LOAD SHEET PAN RACKS

- ◆ Sturdy aluminum construction
- ◆ Hold and transport 20 full-size (18" x 26") sheet pans
- ◆ 5" dia, full-swivel casters; two (2) with brake
- ◆ Capacity (ALRK-20R): up to 500 Lbs
- ◆ Capacity (ALRK-20 & ALRK-20BK): up to 700 Lbs
- ◆ Capacity (AWRK-20): up to 800 Lbs
- ◆ 3" spacing between each tier
- ◆ Ships welded or knocked down
- ◆ Fully assembled dimensions (ALRK-20, -20BK, AWRK-20): 21"L x 26-1/2"W x 70"H
- ◆ Fully assembled (ALRK-20R): 20-1/4"L x 26"W x 69-1/4"H
- ◆ NSF listed

ITEM	DESCRIPTION	UOM	CASE
 AWRK-20	20-Tier, Welded	Each	1
 ALRK-20BK	20-Tier, Knocked Down	Each	1
 ALRK-20	20-Tier w/o Brakes, Knocked Down	Each	1
 ALRK-20R	20-Tier, Knocked Down, ECONOMY	Each	1
ALRC-5ST	Caster for ALRK-20/-20BK & AWRK-20	Each	12
ALRC-5STK	Caster w/Brake for ALRK-20/-20BK & AWRK-20	Each	12
 ALRC-5R	Caster for ALRK-20R	Each	12
 ALRC-5RK	Caster w/Brake for ALRK-20R	Each	12



ALRK-20 NSF

AWRK-20 NSF
ALRK-20BK NSF

30-TIER END-LOAD SHEET PAN RACKS, WITH BRAKES

- ◆ Aluminum construction, 14 gauge
- ◆ Hold and transport 30 full-size (18" x 26") sheet pans
- ◆ 5" dia, heavyweight full-swivel casters; two (2) with brake
- ◆ Capacity: up to 700 Lbs
- ◆ 2" spacing between each tier
- ◆ Ships welded or knocked down
- ◆ Fully assembled dimensions: 21"L x 26-1/2"D x 70"H
- ◆ NSF listed

ITEM	DESCRIPTION	UOM	CASE
 AWRK-30	30-Tier, Welded	Each	1
 ALRK-30BK	30-Tier, Knocked Down	Set	1
ALRC-5H	Caster for ALRK-30BK, Heavyweight	Each	12
ALRC-5HK	Caster w/Brake for ALRK-30BK, Heavyweight	Each	12



AWRK-30 NSF

ALRK-20R NSF