

Project	Quantity	Item #
Model Specified:		CSI Section 11400

Convertible Reach-In Freezer Models/Self-Contained



Model Shown Two Section

One & Two Section "W-Width" Models, 32" Deep



1-Section Full Length Door Model	RCV132WUT-FHS
2-Section Full Length Door Model	RCV232WUT-FHS
1-Section Half Length Door Model	RCV132WUT-HHS
2-Section Half Length Door Model	RCV232WUT-HHS



1-Section Full Length Door Model	ACV132WUT-FHS
2-Section Full Length Door Model	ACV232WUT-FHS
1-Section Half Length Door Model	ACV132WUT-HHS
2-Section Half Length Door Model	ACV232WUT-HHS

What is a "CONVERTIBLE CABINET?" A convertible cabinet is a reach-in freezer which, with the use of a key switch, can change itself into a refrigerator. This two temperature ability allows the operator to maximize either their refrigerated or frozen storage space as needed, providing them with additional flexibility in order to manage changing menus and product types. They are supplied standard with all the Traulsen spec-line features, such as balanced refrigeration systems, microprocessor controls and stainless steel exteriors.

Standard Product Features

- Traulsen's Smart Control With LED Display
- R-Series: Stainless Steel Exterior & Interior
- A-Series: Stainless Steel Exterior/Anodized Aluminum Interior
- Balanced, Self-Contained Refrigeration System Using R-290
- Rear Biased Return Air Duct (two section models only)
- Full or Half Length Stainless Steel Doors With Locks
- Self-Closing Doors With Stay Open Feature At 120 Degrees
- Guaranteed For Life Horizontal Work Flow Door Handle
- Standard Door Hinging: 132W = Right, 232W = Left/Right
- Automatically Activated LED Lights
- Stainless Steel Breaker Caps
- Three Adjustable Wire Shelves Per Section, Supported On Shelf Pins (installed at the factory)
- Automatic Non-Electric Condensate Evaporator
- Magnetic Snap-In EZ-Clean Door Gasket(s)
- Gasket-Protecting Metal Door Liner
- Controllable Anti-Condensate Door Perimeter Heaters
- Thermostatic Expansion Valve Metering Device
- Stainless Steel One-Piece Louver Assembly
- 9' Cord & Plug Attached
- Set of Four (4) 6" High Adjustable Stainless Steel Legs
- Three Year Parts And Labor Warranty
- Five Year Compressor Warranty

Options & Accessories

- Stainless Steel Finished Back With Rear Louvers
- Re-Hinging Feature For Door(s)
- No. 1 Type Tray Slides To Accommodate either (1) 18" x 26" or (2) 14" x 18" Sheet Pans, Adjustable To 2" O.C.
- No. 4 Type Tray Slides To Accommodate (1) 18" x 26" Sheet Pans (chrome rod type, equips 1/2 section)
- Universal Type Tray Slides To Accommodate Either (1) 18" x 26" or (2) 14" x 18" Sheet Pans, or (2) 12" x 20" Steam Table Pans, Adjustable To 4" O.C.
- Additional Wire Shelves
- EZ-Change Interiors (#1, universals, universal heavy duty tray slides and shelves)
- EZ-Open Foot Pedal (full height doors only)
- Locking Hasps (padlocks supplied by others)
- Stainless Steel Shelves
- Kool Klad Exterior Laminate Decor
- Set of Four (4) 6" High Casters In Lieu of Legs
- Set of Four (4) 4-5/8" High Casters In Lieu of Legs
- 4-1/2" High Stainless Steel Base In Lieu of Legs
- 6" High Stainless Steel Kickplate (for use with standard legs)
- Prison/Correctional Facilities Options
- Remote Applications



Listed by Underwriters Laboratories Inc., and classified by Underwriters Laboratories Inc., in accordance with ANSI/NSF7.

AW-03118



Approval: _____



TRAUlsen
4401 BLUE MOUND RD.
PHONE 1 (800) 825-8220
Website: www.traulsen.com

FT. WORTH, TX 76106
FAX-MKTG. 1 (817) 624-4302

Project	Quantity	Item #
Model Specified:		CSI Section 11400

Specifications

Construction, Hardware and Insulation

Cabinet exterior, including front, one piece sides, louver assembly and doors are constructed of heavy gauge stainless steel. Cabinet interior and door liners are constructed of stainless steel (anodized aluminum in the A-Series). Exterior cabinet top, back and bottom are constructed of heavy gauge galvanized steel. Adjustable 6" high stainless steel legs are included.

Doors are equipped with removable plug cylinder locks and guaranteed for life cam-lift, gravity action, self-closing metal, glide hinges with stay open feature at 120 degrees. Hinges include a switch to automatically activate the interior LED lighting. Guaranteed for life, work flow door handle is mounted horizontally over recess in door which limits protrusion from door face into aiseways.

Gasket profile and durable material simplify cleaning and increase overall gasket life. Anti-condensate heaters are located behind each door opening.

Cabinet and door contains high density, non-CFC, foamed in place polyurethane insulation.

DIMENSIONAL DATA	R/ACV132WUT	R/ACV232WUT
Net capacity cu. ft.	23.7 (671 l)	51.4 (1455 l)
Length - overall in.	29 $\frac{7}{8}$ (75.9 cm)	58 (147.3 cm)
Depth - overall in.	35 (88.8 cm)	35 (88.8 cm)
Depth - over body in.	32 (81.3 cm)	32 (81.3 cm)
Depth - with door open 90° in.	57 $\frac{5}{8}$ (146.4 cm)	57 $\frac{5}{8}$ (146.4 cm)
Clear door width in.	21 $\frac{1}{8}$ (53.6 cm)	21 $\frac{1}{8}$ (53.6 cm)
Clear half-door height in.	27 $\frac{1}{2}$ (69.9 cm)	27 $\frac{1}{2}$ (69.9 cm)
Clear full-door height in.	57 $\frac{5}{8}$ (146.3 cm)	57 $\frac{5}{8}$ (146.3 cm)
Height - overall on 6" legs ³	83 $\frac{7}{16}$ (211.9 cm)	83 $\frac{7}{16}$ (211.9 cm)
Shelf area sq. ft.	18.8 (1.75 sq m)	34.6 (3.21 sq m)
RCV Net Wt. lbs. ²	415 (188 kg)	705 (320 kg)
ACV Net Wt. lbs. ²	365 (166 kg)	625 (283 kg)
ELECTRICAL DATA		
Voltage	115/60/1	115/60/1
Feed wires with Ground	3	3
Full load amperes	9.4	15.7
REFRIGERATION DATA		
Refrigerant	R-290	R-290
Refrigerant Charge Amt. oz.	5.3 (150.3 gr)	5.3 (150.3 gr)
BTU/HR H.P. ¹	2580 ($\frac{3}{4}$ HP)	3660 (1 $\frac{1}{4}$ HP)

NOTES

NOTE: Figures in parentheses reflect metric equivalents.

1=Based on a 90°F ambient and -10°F evaporator.

2=For approximate remote weights deduct 40 lbs. from respective net or gross weight.

For other information on remote models, please refer to spec sheet TR35837.

3=12" Top clearance preferred for optimum performance and service access.

Full load amps and plug style may vary depending on electrical options chosen and condensing unit employed.

 1 Section Models Equipped With One NEMA 5-15P Plug

 2 Section Models Equipped With One NEMA 5-20P Plug

Refrigeration System

A top mounted, self-contained, balanced refrigeration system using R-290 refrigerant is conveniently located behind the one piece louver assembly. It features a large, high humidity evaporator coil located outside the food zone, top mounted non-electric condensate evaporator, and an automatic preset time activated electric defrost. A face mounted key switch is provided to convert operation from freezer to refrigerator mode. Standard operating temperature in freezer mode is 0 to -5°F. Operating temperature in refrigerator mode is 34 to 38°F. Operating temperatures are not adjustable.

Controller

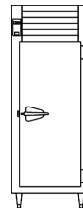
Traulsen's Smart Control features advanced control algorithms and sophisticated diagnostic capabilities. Smart sensors will adapt the operation of the system to a variety of environments and usage patterns. The Smart Control offers a complete set of visual alarms designed to alert the user to critical events. In the event of an alarm, a dedicated Alarm LED will illuminate, informing the user of the critical event and describing the event in the large, easy to read full text display.

Interior

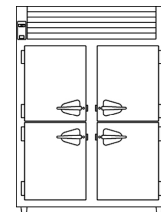
Standard interior arrangements include three (3) coated wire shelves per section, mounted on shelf pins. Shelves are full-width, and do not have any large gaps between them requiring the use of "bridge" or "junior shelves." Recommended load limit per shelf should not exceed 225 lbs. Optional tray slides may be purchased in combination with, or in lieu of these. Interior arrangements are installed at the factory and EZ-Change interior slides (only) are field installed.

Warranties

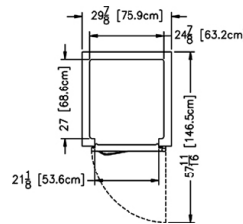
Both a three year parts and labor warranty and a five year compressor warranty (self-contained models only) are provided standard.



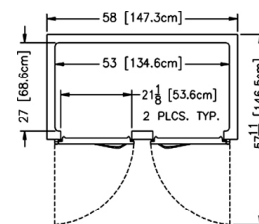
Elevation -
R/ACV132WUT



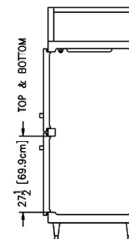
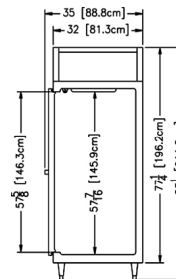
Elevation -
R/ACV232WUT



Plan - R/ACV132WUT



Plan - R/ACV232WUT



Section - All Models

NOTE: When ordering please specify: Voltage, Hinging, Door Size, Options and any additional warranties.

Part No. TR35815 (REV. 10-20-22)

TRAUlsen
4401 BLUE MOUND RD.
PHONE 1 (800) 825-8220
Website: www.traulsen.com

FT. WORTH, TX 76106
FAX-MKTG. 1 (817) 624-4302