

Project	Quantity	Item #
Model Specified:		CSI Section 11400

"W-Width" Reach-In Freezer Models/ Self-Contained



Model Shown Two Section
(shown with optional casters)

One, Two & Three Section Models, 32" Deep



Stainless Exterior
& Interior

1-Section Full Length Door Model	RLT132WUT-FHS*
2-Section Full Length Door Model	RLT232WUT-FHS*
3-Section Full Length Door Model	RLT332WUT-FHS
1-Section Half Length Door Model	RLT132WUT-HHS*
2-Section Half Length Door Model	RLT232WUT-HHS*
3-Section Half Length Door Model	RLT332WUT-HHS



Stainless Exterior,
Anodized Alumi-
num Interior

1-Section Full Length Door Model	ALT132WUT-FHS*
2-Section Full Length Door Model	ALT232WUT-FHS*
3-Section Full Length Door Model	ALT332WUT-FHS
1-Section Half Length Door Model	ALT132WUT-HHS*
2-Section Half Length Door Model	ALT232WUT-HHS*
3-Section Half Length Door Model	ALT332WUT-HHS

The "W-Width" reach-in freezer models are all designed to offer maximum interior storage capacity. Each is supplied standard with such high quality features as balanced refrigeration systems, microprocessor controls, and stainless steel exteriors. Additionally, they offer the widest range of optional accessories to choose from, and can be specified for use with many different applications, including: Foodservice, Correctional, Institutional, Export, etc.

Standard Product Features

- Traulsen's Smart Control With LED Display
- StayClear™ Condenser
- R-Series: Stainless Steel Exterior & Interior
- A-Series: Stainless Steel Exterior/Anodized Aluminum Interior
- Balanced, Self-Contained Refrigeration System Using R-448A
- -10°F Capable
- Rear Biased Return Air Duct (2 & 3 section models only)
- Full or Half Length Stainless Steel Doors With Locks
- Self-Closing Doors With Stay Open Feature At 120 Degrees
- Guaranteed For Life Cam-Lift Hinges
- Guaranteed For Life Horizontal Work Flow Door Handle
- Standard Door Hinging: 132W = Right, 232W = Left/Right, 332W = Left/Right/Right (other hingsings available)
- Automatically Activated LED Lights
- Stainless Steel Breaker Caps
- Three Adjustable Wire Shelves Per Section, Supported On Shelf Pins (installed at the factory)
- Automatic Non-Electric Condensate Evaporator
- Magnetic Snap-In EZ-Clean Door Gasket(s)
- Gasket-Protecting Raised Metal Door Liner
- Thermostatic Expansion Valve Metering Device
- Stainless Steel One-Piece Louver Assembly
- 9' Cord & Plug Attached
- Set of Four (4) 6" High Adjustable Stainless Steel Legs
- Three Year Parts And Labor Warranty
- Five Year Compressor Warranty

Options & Accessories

- Stainless Steel Finished Back With Rear Louvers
- No. 1 Type Tray Slides To Accommodate either (1) 18" x 26" or (2) 14" x 18" Pans
- No. 4 Type Tray Slides To Accommodate (1) 18" x 26" Pans
- Universal Type Tray Slides To Accommodate Either (1) 18" x 26" or (2) 14" x 18", or (2) 12" x 20" Pans
- Additional Wire Shelves or Optional Stainless Steel Shelves
- EZ-Change Interiors (#1, universals, universal heavy duty tray slides and shelves)
- EZ-Open Foot Pedal (full height doors only)
- Optional 220/50/1 or 208/115/60/1 Voltages
- Set of Four (4) 4-5/8" or 6" High Casters In Lieu of Legs
- Other Support Options: 4-1/2" High Base or 6" High Kickplate
- Remote Applications (see form TR35837 for more details)
- Optional 208/115/60/1 or 220/50/1 Voltages
- Remote Applications (see form TR35837 for more details)
- Water Cooled Self-Contained Condenser Suitable for Con-
nection to Glycol



* Noted models are **ENERGY STAR**® listed. Please refer to www.energystar.gov to view the most up-to-date product listing and performance data.



Listed by Underwriters Laboratories Inc., to U.S. and Canadian safety standards and Listed by NSF International.



Approval: _____

TRAUlsen
4401 BLUE MOUND RD.
PHONE 1 (800) 825-8220
Website: www.traulsen.com

FT. WORTH, TX 76106
FAX-MKTG. 1 (817) 624-4302



Project

Quantity

Item #

Model Specified:

CSI Section 11400

Specifications

Construction, Hardware and Insulation

Cabinet exterior front, one piece sides, louver assembly and doors are constructed of 22 gauge stainless steel with #4 finish. Cabinet interior and door liners are constructed of stainless steel (anodized aluminum in the A-Series). The exterior cabinet top, back and bottom are constructed of heavy gauge galvanized steel. A set of four (4) adjustable 6" high stainless steel legs are included.

Doors are equipped with a gasket protecting metal door pan, removable plug cylinder locks and guaranteed for life cam-lift, gravity action, self-closing metal, glide hinges with stay open feature at 120 degrees. Hinges include a concealed switch to automatically activate the interior LED lighting. Guaranteed for life, work flow door handles are mounted horizontally over recess in door which limits protrusion from door face into aiseways. Doors have seamless, polished metal corners.

Gasket profile and material simplify cleaning and increase overall gasket life. Anti-condensate heaters are located behind each door opening.

Both the cabinet and door(s) are insulated with an average of 2" thick high density, non-CFC, foamed in place polyurethane.

DIMENSIONAL DATA	R/ALT132WUT	R/ALT232WUT	R/ALT332WUT
Net capacity cu. ft.	24.2 (686 cu l)	51.6 (1462 cu l)	79.0 (2238 cu l)
Length - overall in.	29 ⁷ / ₈ (75.9 cm)	58 (147.3 cm)	86 ¹ / ₈ (218.8 cm)
Depth - overall in.	35 (88.8 cm)	35 (88.8 cm)	35 (88.8 cm)
Depth - less handle in.	33 ³ / ₄ (84.4 cm)	33 ³ / ₄ (84.4 cm)	33 ³ / ₄ (84.4 cm)
Depth - over body in.	32 (81.3 cm)	32 (81.3 cm)	32 (81.3 cm)
Depth - door open 90° in.	57 ¹¹ / ₁₆ (146.5 cm)	57 ¹¹ / ₁₆ (146.5 cm)	57 ¹¹ / ₁₆ (146.5 cm)
Clear door width in.	21 ¹ / ₈ (53.6 cm)	21 ¹ / ₈ (53.6 cm)	21 ¹ / ₈ (53.6 cm)
Clear half-door height in.	27 ¹ / ₂ (69.9 cm)	27 ¹ / ₂ (69.9 cm)	27 ¹ / ₂ (69.9 cm)
Clear full-door height in.	57 ⁵ / ₈ (146.3 cm)	57 ⁵ / ₈ (146.3 cm)	57 ⁵ / ₈ (146.3 cm)
Height - overall on 6" legs ⁴	83 ³ / ₄ (211.5 cm)	83 ³ / ₄ (211.5 cm)	83 ³ / ₄ (211.5 cm)
RLT Net Wt. lbs. ¹	415 (188 kg)	705 (320 kg)	940 (426 kg)
ALT Net Wt. lbs. ¹	365 (166 kg)	625 (283 kg)	820 (372 kg)
No. Standard Shelves	3	6	9
Shelf area sq. ft. ²	18.8 (1.75 sq m)	37.6 (3.49 sq m)	56.4 (5.23 sq m)
STANDARD ELECTRICAL & REFRIGERATION DATA			
Voltage	115/60/1	115/60/1	208/115/60/1
Feed wires with Ground	3	3	4
Full load amperes	9.4	14.9	11.0
Refrigerant	R-448A	R-448A	R-448A
Refrigerant Charge oz.	15 (425.2 g)	29 (822.1 g)	29 (822.1 g)
BTU/HR H.P. ³	2160 (1/2 HP)	3790 (3/4 HP)	4100 (3/4 HP)

NOTES

NOTE: Figures in parentheses reflect metric equivalents.

1= For shipping weights and dimensions please refer to form TR35875.

2= Area of standard shelf compliance only, does not include storage area of additional shelves or available on cabinet bottom.

3= Based on a 90°F ambient and -10°F evaporator (-20°F for 3-section models). For information on remote models, please refer to form TR35837.

4= 12" Top clearance preferred for optimum performance and service access.

NEMA Plug Chart For Freezer Models



1-Section
Models
5-15P



2-Section
Models
5-20P



3-Section
Models
L14-20P

NOTE: Full load amps and plug style may vary depending on electrical options chosen and condensing unit employed.

NOTE: When ordering please specify: Voltage, Hinging, Door Size, Options and any additional warranties.

Continued product development may necessitate specification changes without notice.

Part No. TR35762 (REV. 07-08-19)

Refrigeration System

A top mounted, self-contained, balanced refrigeration system using environmentally friendly, non-flammable R-448A refrigerant is conveniently located behind the one piece louver assembly. It features a finless StayClear™ condenser, thermostatic expansion valve, air-cooled hermetic compressor, large, high humidity evaporator coil located outside the food zone and a top mounted non-electric condensate evaporator. Rear biased return air duct (2 & 3 section models only) protects against introduction of warm kitchen air, promoting even temperature maintenance and efficient operation. A 9' cord and plug is provided. Standard operating temperature is 0 to -5°F (all models are -10°F capable in up to 100°F ambient).

Controller

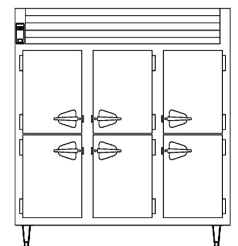
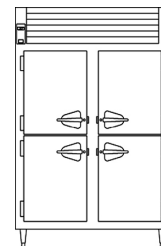
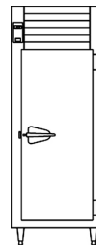
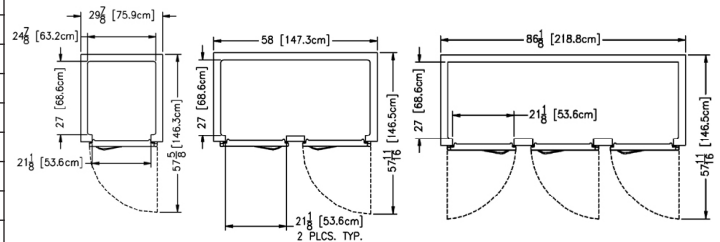
Traulsen's Smart Control features advanced control algorithms and sophisticated diagnostic capabilities. Smart sensors will adapt the operation of the refrigeration system to a variety of environments and usage patterns. The Smart Control offers a complete set of visual alarms designed to alert the user to critical events. In the event of an alarm, a dedicated Alarm LED will illuminate, informing the user of the critical event and describing the event in the large, easy to read full text display.

Interior

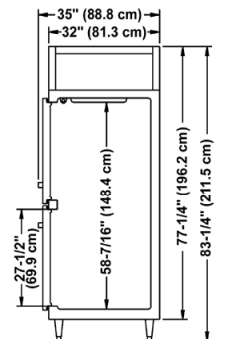
Standard interior arrangements include three (3) coated wire shelves per section, mounted on shelf pins. Shelves are full-width, and do not have any large gaps between them requiring the use of "bridge" or "junior shelves". Recommended load limit per shelf should not exceed 225 lbs. Interior arrangements are installed at the factory and EZ-Change interior slides (only) are field installed.

Warranties

Both a three year parts and labor warranty and a five year compressor warranty (self-contained models only) are provided standard.



Section - All Models



TRAUlsen
4401 BLUE MOUND RD.
PHONE 1 (800) 825-8220
Website: www.traulsen.com

FT. WORTH, TX 76106
FAX-MKTG. 1 (817) 624-4302

Traulsen