Reveal®
Product Specifications

ITEM NO: _____
PROJECT: _____
DATE: _____

Refrigerated Service Slide In Counter Case

	Lengths include end panels
□ NE3613RSV	35-3/4"L x 33"D x 13-5/8"H
□ NE4813RSV	47-3/4"L x 33"D x 13-5/8"H
□ NE6013RSV	59-3/4"L x 33"D x 13-5/8"H
□ NE7213RSV	71-3/4"L x 33"D x 13-5/8"H

Conforms to NSF STD 7 TYPE II

STANDARD FEATURES
- NOTE: Glass warranty only applicable to first point of delivery
- Breeze~E (Type-II) w/ EnergyWise s/c refrigeration
- Blue Fin coated coil
- Compressor air rear intake, front discharge
- Condensate pan (self-contained refrig. only)
- Integrated average product temperature of 40°F or less
- LED top light
- NOTE: Overall case height is 32-7/8" (includes below counter)
- One piece formed ABS plastic tub
- One year parts & labor; 5 year compressor warranty
- Slide in base
- Vertical, fixed front & side UV bonded frameless glass

Features	Standard	Options
EXTERIOR COLOR	□ Black	□ Painted (non-stock colors, specify RAL#) □ Painted (stock colors, specify RAL#) □ Stainless steel
INTERIOR COLOR	□ Black	□ NOTE: Interior color must be FDA & NSF approved □ Painted (stock colors, specify RAL#) □ Stainless steel
LEFT END GLASS	□ Glass end	□ No end glass w/ synchronized defrost
RIGHT END GLASS	□ Glass end	□ No end glass w/ synchronized defrost
UPPER REAR	□ Clear glass rear sliding doors	□ Reflective glass rear sliding doors
LIGHTS	□ LED 3500K w/ frosted lens	□ LED 3000K w/ frosted lens □ LED 4000K w/ frosted lens
ELECTRICAL CONNECT	□ 6' Straight blade power cord (self-cont.)	□ 6' Locking power cord (self-cont.) □ Electrical leads (remote)
REAR VENTED PANEL	□ None	□ NOTE: Unit can intake & discharge from rear w/ optional rear vented panel □ Painted (stock colors, specify RAL#) □ Stainless steel
REFRIGERATION	□ Breeze~E (Type-II) w/ EnergyWise s/c refrigeration (rear access)	□ Breeze~E (Type-II) w/ EnergyWise s/c refrigeration (front access) (see important notes) □ Remote w/thermostat, solenoid & TXV (front access) □ Remote w/thermostat, solenoid & TXV (rear access)
MISCELLANEOUS		□ Rear door lock □ Second year parts & labor warranty (excludes compressor)
ACCESSORIES		□ Clean Sweep® coil cleaner (n/a w/remote)

Structural Concepts®
888 E. Porter Rd.
Muskegon, MI 49441
Ph. 231-798-8888
Fx. 231-798-4960
www.structuralconcepts.com

Note: Information is subject to change at any time.
Visit www.structuralconcepts.com for the most current specs.

Revised 6/25/2020 20942202

Reveal®

Product Specifications

Intended Environment:	Type II - Designed to operate in ambient conditions of 80°F and 60% relative humidity unless noted otherwise in system information below.	
Zone	**Intended Product To Be Displayed**	**Warmest Avg Prod Temp ° F**
1	Unpackaged refrigerated products	40

PLAN VIEW

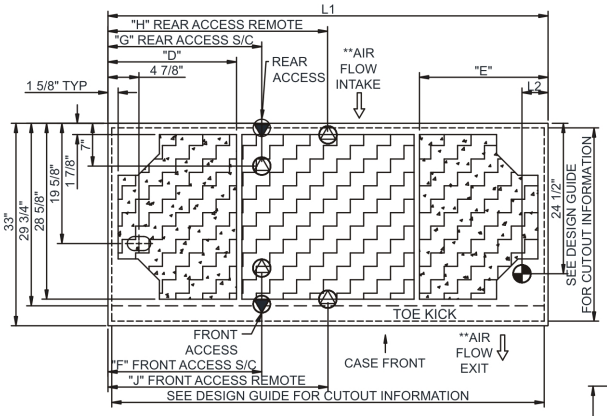

	"D"	"E"	"F"	"G"	"H"	"J"
NE3613RSV	N/A	N/A	7"	7"	17 7/8"	17 7/8"
NE4813RSV	9"	9"	12 3/4"	12 3/4"	23 7/8"	23 7/8"
NE6013RSV	9"	21"	12 3/4"	24 3/4"	29 7/8"	29 7/8"
NE7213RSV	21"	21"	25 1/8"	25 1/8"	35 7/8"	35 7/8"

SIDE VIEW

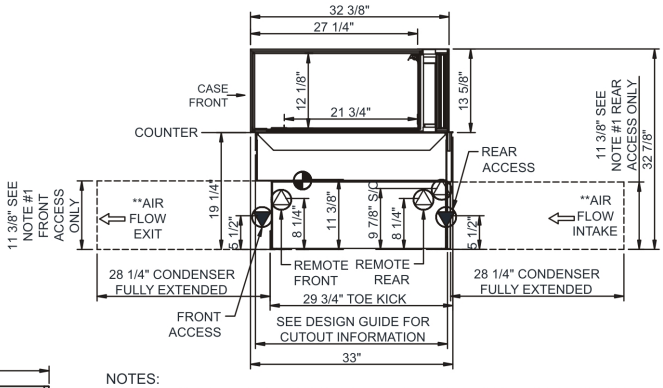

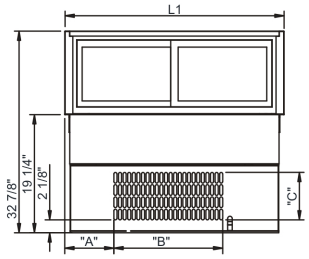

REAR VIEW

	"A"	"B"	"C"
NE3613RSV	8"	17 3/4"	7 3/4"
NE4813RSV	14"	17 3/4"	7 3/4"
NE6013RSV	26"	17 3/4"	7 3/4"
NE7213RSV	26"	17 3/4"	7 3/4"

NOTES:
1. 11 3/8" TALL, FULL WIDTH OF CASE OPENING IN CABINET OR COUNTER IS REQUIRED TO PULL OUT REFRIGERATION SYSTEM.
2. SEE DESIGN GUIDE FOR CUTOUT SIZE IN CABINET FOR CASE TO DROP INTO.
3. BACK OF COUNTER / CABINET MUST BE VENTED PROPERLY FOR ADEQUATE AIRFLOW TO CONDENSER.
4. **REPRESENTS REAR PULLOUT REFRIGERATION. AIR FLOW INTAKE AND EXIT DETAILS ARE REVERSED WITH FRONT PULLOUT REFRIGERATION OPTION.
5. SELF-CONTAINED ACCESS ONLY BY PULLING OUT CONDENSER UNIT.
6. SEE "COUNTER INSTALLATION GUIDE" FOR AIR FLOW REQUIREMENTS.

NOTE: ALL DIMENSIONS APPROXIMATE

ELECTRICAL JUNCTION BOX (SUPPLIED WITH 6" LEADS OR POWER CORD).
LOCATION OF DRAIN TUBE FOR REMOTE REF. ONLY (SUPPLIED WITH $\frac{3}{4}$" OR 1$\frac{1}{2}$" PVC TUBE).
REFRIGERATION LINE CONNECTION.
REMOTE FLOOR SINK & UTILITIES ACCESS AREA.
SELF-CONTAINED CASE SERVICE ACCESS AREA.
DRY CASE SERVICE ACCESS AREA.

Model Technical Specifications

Model	L"	L1"	L2"	System Circuit Volts			Phs	Freq	Amps ***	Watts	Wires	NEMA Plug	SST	Conv. Rack BTUH	Para. Rack BTUH	Est Wt
NE3613RSV	N/A	35.75	4.13	Remote(Type II)	Circuit #1	110-120	1	60	0.78	14	2+G	Leads Single	20.00	713	660	650
				Self-Contained	Circuit #1	110-120	1	60	9.46	744	2+G	5-15P or L5-15P	N/A	N/A	N/A	
NE4813RSV	N/A	47.75	4.13	Remote(Type II)	Circuit #1	110-120	1	60	1.08	30	2+G	Leads Single	20.00	929	860	750
				Self-Contained	Circuit #1	110-120	1	60	9.76	759	2+G	5-15P or L5-15P	N/A	N/A	N/A	
NE6013RSV	N/A	59.75	4.13	Remote(Type II)	Circuit #1	110-120	1	60	1.38	45	2+G	Leads Single	20.00	1145	1060	900
				Self-Contained	Circuit #1	110-120	1	60	10.06	775	2+G	5-15P or L5-15P	N/A	N/A	N/A	
NE7213RSV	N/A	71.75	4.13	Remote(Type II)	Circuit #1	110-120	1	60	1.38	47	2+G	Leads Single	20.00	1361	1260	1,000
				Self-Contained	Circuit #1	110-120	1	60	10.06	777	2+G	5-15P or L5-15P	N/A	N/A	N/A	

*** Does not include electric defrost on freezer models.

Regulatory Approvals:	
All Models	Accordance with AHRI Std 1200 ETL Listed to UL 471 ETL Listed to CAN/CSA 22.2 No. 120 ETL Sanitation to NSF 7

In Accordance with AHRI Std 1200

DOE 2017 Energy Efficiency Compliant

Important Notes:
1) ELECTRICAL NOTE: If GFCI is required, a GFCI breaker MUST be used in lieu of a GFCI receptacle
2) Back side of counter must be open or vented the full length of the unit to allow proper ventilation for the refrigeration system.
3) A vent in the front of the counter recommended to help dissipate compressor heat.
4) Rear Access Standard - Counter must be configured to allow air to be drawn in the rear and discharged out the front.
5) Front Access Option - Counter must be configured to allow air to be drawn in the front and discharged out the rear.
6) Unit can intake and discharge from rear with optional rear vented panel.
7) 19.25" minimum space required beneath counter surface.
8) Glass warranty only applicable to first point of delivery.

⚠ **WARNING:** This product can expose you to chemicals, including Urethane (Ethyl Carbamate), which are known to the State of California to cause cancer and birth defects or other reproductive harm. For more information go to www.P65Warnings.ca.gov.

Structural Concepts®
888 E. Porter Rd.
Muskegon, MI 49441
Ph. 231-798-8888
Fx. 231-798-4960
www.structuralconcepts.com

Note: Information is subject to change at any time.
Visit www.structuralconcepts.com for the most current specs.

Revised 6/25/2020 20942202