



Item # _____

Job _____

SUPER ERECTA SHELF® MW UTILITY CARTS – Three-Shelf Models

- **Attractive** and thoroughly practical, these carts are offered as complete units, shipped knocked down, with all components packaged in a compact carton.
- **Super Erecta Shelf® Construction** makes units easy to assemble with absolute rigidity, and makes relocation of shelves quick and simple.
- **Choice of 26 Three-Shelf Models:** Four different shelf combinations, each in five to ten different variations.
 - MW200 Series** – Three stainless steel flat shelves. Six sizes. Stainless steel handles, except chrome handles on MW201.
 - MW300 Series** – Two stainless steel flat shelves and one chrome wire shelf. Five sizes. Chrome handles. Wire shelf can be located top, middle or bottom.
 - MW400 Series** – Two chrome wire shelves and one stainless steel flat shelf. Five sizes. Chrome handles. Solid shelf can be positioned top, middle or bottom.
 - MW700 Series** – Three wire shelves, choice of chrome or stainless steel. Five sizes; ten models. Handle material matches shelves.
- **Wire Shelves:** Bright, modern, sanitary appearance. Open construction minimizes dust accumulation, maximizes visibility and air circulation.
- **Solid Shelves:** Ideal for transporting materials that require an expanse of flat surface. Raised ship's edge permits fast clean-up in case of liquid spills. Double thickness of 18-gauge steel at edges also gives rigidity and high strength.
- **Casters:** Standard-duty. 4LD 4" (102mm) diameter casters on carts 18" (455mm) wide; 5LD 5" (127mm) diameter casters on carts 21" (530mm) and 24" (610mm) wide. See sheet #11.20 for additional information on casters.
- **Donut Bumpers**
- **One-Piece Handle**
- **Height:** 38" (965mm) floor to handle with 4" (102mm) casters; 39" (991mm) floor to handle with 5" (127mm) casters.
- **Replaceable Parts:** If any part of any cart is damaged by use, replacement parts are readily available and easily installed.
- **Accessories:** A wide variety is available to increase usefulness. See sheet #12.20.



MW700 Series



MW200 Series



MW300 Series



MW400 Series



SUPER ERECTA SHELF®
Utility Carts – Three-Shelf

MW200, MW300, MW400 and MW700 Series

12.05






InterMetro Industries Corporation
North Washington Street
Wilkes-Barre, PA 18705
www.metro.com

Job _____

SUPER ERECTA SHELF®
 MW UTILITY CARTS –
 Three-Shelf Models



MW Carts (Three-Shelf Models)



Dimensions

Cat. No.	Width		Length		Approx. Pkd. Wt.		Shelves	Shelf Material	Handles	Casters	
	(in.)	(mm)	(in.)	(mm)	(lbs.)	(kg)				(in.)	(mm)
MW203	18	455	24	610	48	21.8	3-Solid	Stainless Steel	Stainless Steel	4	102
MW204	18	455	30	760	53	24.0	3-Solid	Stainless Steel	Stainless Steel	4	102
MW205	18	455	36	910	59	26.8	3-Solid	Stainless Steel	Stainless Steel	4	102
MW206	21	530	36	910	66	29.9	3-Solid	Stainless Steel	Stainless Steel	5	127
MW208	24	610	36	910	74*	33.6	3-Solid	Stainless Steel	Stainless Steel	5	127
MW301	18	455	24	610	46	20.9	2-Solid 1-Wire	Stainless Steel Chrome	Chrome	4	102
MW302	18	455	30	760	52	23.6	2-Solid 1-Wire	Stainless Steel Chrome	Chrome	4	102
MW303	18	455	36	910	57	25.9	2-Solid 1-Wire	Stainless Steel Chrome	Chrome	4	102
MW304	21	530	36	910	62	28.1	2-Solid 1-Wire	Stainless Steel Chrome	Chrome	5	127
MW306	24	610	36	910	69	31.1	2-Solid 1-Wire	Stainless Steel Chrome	Chrome	5	127
MW401	18	455	24	610	43	19.5	1-Solid 2-Wire	Stainless Steel Chrome	Chrome	4	102
MW402	18	455	30	760	47	21.3	1-Solid 2-Wire	Stainless Steel Chrome	Chrome	4	102
MW403	18	455	36	910	52	23.6	1-Solid 2-Wire	Stainless Steel Chrome	Chrome	4	102
MW404	21	530	36	910	59	26.8	1-Solid 2-Wire	Stainless Steel Chrome	Chrome	5	127
MW406	24	610	36	910	65	29.5	1-Solid	Stainless Steel	Chrome	5	127
MW701	18	455	24	610	39	17.6	3-Wire	Chrome	Chrome	4	102
MW702	18	455	24	610	38	17.2	3-Wire	Stainless Steel	Stainless Steel	4	102
MW703	18	455	30	760	43	19.5	3-Wire	Chrome	Chrome	4	102
MW704	18	455	30	760	42	19.1	3-Wire	Stainless Steel	Stainless Steel	4	102
MW705	18	455	36	910	47	21.3	3-Wire	Chrome	Chrome	4	102
MW706	18	455	36	910	45	20.4	3-Wire	Stainless Steel	Stainless Steel	4	102
MW707	21	530	36	910	50	22.7	3-Wire	Chrome	Chrome	5	127
MW708	21	530	36	910	50	22.7	3-Wire	Stainless Steel	Stainless Steel	5	127
MW711	24	610	36	910	60	27.2	3-Wire	Chrome	Chrome	5	127
MW712	24	610	36	910	57	25.9	3-Wire	Stainless Steel	Stainless Steel	5	127

* Cannot be shipped UPS.
 For utility cart accessories, refer to sections 10.05 and 10.06.

Manufactured by:



InterMetro Industries Corporation
 North Washington Street, Wilkes-Barre, PA 18705
 Phone: 570-825-2741 • Fax: 570-825-2852
 For Product Information Call: 1-800-433-2232
 Visit Our Web Site: www.metro.com

L02-055
 Rev. 12/00
 Printed in U.S.A.

Information and specifications are subject to change without notice. Please confirm at time of order.

SUPER ERECTA SHELF®
Utility Carts – Three-Shelf MW200, MW300, MW400 and MW700 Series

