



We put space to work.

Item # _____

Job _____

MetroMax® Top-Track® High-Density Storage

For MetroMax i, MetroMax 4 and MetroMax Q



- **Maximizes Storage Capacity:** Top-Track can increase the storage capacity of a given area up to 40%. The system allows more storage units to fit in a defined space. A movable, open aisle allows full access to each entire shelving unit thus eliminating hard to reach or “dead” spaces.
- **Easy Access:** The overhead track system guides the mobile units and opens an access aisle between any two units, whenever it is needed. The track is above the storage units enabling easy access for employees or for utility carts, simplifying the material handling task.
- **Cost-Saving Performance:** This efficient utilization of space addresses the storage needs of new or growing operations. In a new facility, less square footage would have to be dedicated to storage. In growing operations, MetroMax Top-Track can eliminate the need to expand the facility to handle increasing storage requirements, greatly reducing the costs associated with a growing business’s needs.
- **Uniquely Interchangeable:** Corrosion resistant MetroMax Q steel posts can improve the overall rigidity of the Top-Track system in higher weight bearing applications. Polymer posts are offer rust-proof performance.

- **Clean Design:** Guide tracks are installed overhead enabling easy cleaning of floors. MetroMax shelves feature removable polymer mats. *Microban antimicrobial product protection is built into the high contact areas of the shelving systems — shelf mats, frames, and posts — to inhibit the growth of bacteria, mold, mildew, and fungus that cause odors and product degradation. Microban product protection keeps the shelves and posts “cleaner between cleanings”.
- **Increased Productivity:** With reduced square footage dedicated to storage, MetroMax Top-Track maximizes the amount of productive “front of the house” space available, increasing daily revenues.

The system compensates for uneven floor surfaces. Floor should be smooth and free from large cracks or raised obstacles.

All MetroMax shelving styles are available for Top-Track configurations.

MetroMax i: (heavier duty polymer shelving with stainless corners) most commonly used with polymer posts. See spec sheet 9.20 for more information.

MetroMax 4: all-polymer shelving; most commonly used with polymer posts. See spec sheet 9.22 for more information.

MetroMax Q: (hybrid polymer and wire shelving) most commonly used with epoxy coated steel posts. See spec sheet 9.21 for more information.

L02-180 Printed in U.S.A. 110/18



InterMetro Industries Corporation
North Washington Street, Wilkes-Barre, PA 18705
Product Information. U.S. and Canada: 1.800.992.1776
Outside U.S. and Canada: www.metro.com/contactus

Information and specifications are subject to change without notice. Please confirm at time of order.

Copyright © 2018 InterMetro Industries Corp.



MetroMax® Top-Track® High-Density Storage

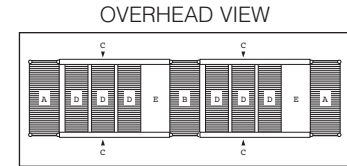
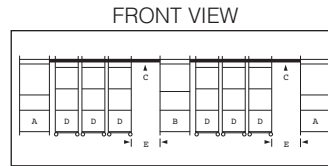
9.29



MetroMax® Top-Track® High-Density Storage

SYSTEM COMPONENTS

- A** = Stationary End Units
- B** = Stationary Intermediate Unit (Optional)
- C** = Track Set
- D** = Mobile Units
- E** = Open Aisle



System Measurements

- Actual length: Nominal track length + the nominal width of each end unit + 2" (51mm)
- Actual width: Nominal Shelf length + 3-1/2" (89mm)
- Actual height of system is approximately 87" (2210mm)

It is recommended that the tracks are installed at least 5" (127mm) from the wall.

Mobile Unit Measurements

To accommodate bumpers, the actual size of a mobile unit is 2.5" (63.5 mm) wider than the shelf width shown. For example, an 18" (457 mm) wide unit is actually 20.5" (521 mm).

Choosing shelves: All end, intermediate, and mobile units must be 18" (457 mm) or wider. Choose from MetroMax i, MetroMax 4, or MetroMax Q options.

Stationary End Unit Kit (Choose one kit for each system)

Includes 86" high posts (2184mm) high stationary posts, and hardware necessary for connecting stationary end units to tracks. Shelves are sold separately.

Fits Shelf Width (in.) (mm)	MetroMax Q Steel Posts			MetroMax Polymer Posts		
	Approx. Pkd. Wt. (lbs.) (kg)	Cat. No.	Approx. Pkd. Wt. (lbs.) (kg)	Cat. No.		
18 457	55.4 25.1	MQTTE18	31.0 15.7	MXTTE18		
21 530	55.9 25.4	MQTTE21	31.5 15.9	MXTTE21		
24 610	56.4 25.6	MQTTE24	32.0 16.1	MXTTE24		

Note: All kits come with plated foot plates. Stainless Steel Foot plates must be ordered separately



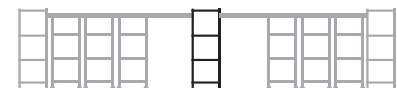
Traditional Configuration with stationary end units. ONE End Unit Kit is required per system. Shelves are ordered separately.

Stationary Intermediate Units

Required when overall desired track length exceeds 21' (6405mm). Optional when track length is under 21' (6405mm). Includes 86" high posts (2184mm) high stationary posts, and hardware necessary for connecting one stationary intermediate unit to tracks. Shelves are sold separately.

Fits Shelf Width (in.) (mm)	MetroMax Q Steel Posts			MetroMax Polymer Posts		
	Approx. Pkd. Wt. (lbs.) (kg)	Cat. No.	Approx. Pkd. Wt. (lbs.) (kg)	Cat. No.		
18 457	32.2 14.6	MQTTA18	21.8 9.9	MXTTE18		
21 530	32.7 14.8	MQTTA21	22.3 10.1	MXTTE21		
24 610	33.2 15.1	MQTTA24	22.8 10.3	MXTTE24		

Note: All kits come with plated foot plates. Stainless Steel Foot plates must be ordered separately



ONE Intermediate Kit (see rules). Shelves are ordered separately.

Mobile Units (One kit required per mobile unit)

Includes four 74" (1880mm) high mobile posts, four casters, donut bumpers, guide rollers, and other hardware to assemble a mobile unit. Shelves are sold separately.

Fits Shelf Width (in.) (mm)	MetroMax Q Steel Posts				MetroMax Polymer Posts			
	Approx. Pkd. Wt. (lbs.) (kg)	Cat. No. with Plated Casters	Cat. No. with Stainless Casters	Approx. Pkd. Wt. (lbs.) (kg)	Cat. No. with Plated Casters	Cat. No. with Stainless Casters		
18 457	32.2 14.4	MQTTM18C	MQTTM18S	21.8 10.2	MXTTM18C	MXTTM18S		
21 530	32.7 14.5	MQTTM21C	MQTTM21S	22.3 10.3	MXTTM21C	MXTTM21S		

Note: Casters have polyolefin treads.



ONE Mobile kit per mobile unit. Example: (6) needed in the above picture. Shelves are ordered separately.

Under normal conditions, aisle width of 30"-36" (760-914mm) is recommended. The storage of very large objects within the system, however, may require an aisle width larger than 36" (914mm).



Track Sets

Includes tracks and hardware needed to assemble track runs up to 21' (6400mm).

Dimensions Length		Approx. Pkd. Wt.		Super Erecta Brite Cat. No.	Dimensions Length		Approx. Pkd. Wt.		Chrome Cat. No.
(ft.)	(mm)	(lbs.)	(kg)		(ft.)	(mm)	(lbs.)	(kg)	
2.5	762	15.0	6.8	TTS2.5NA	14	4267	98.0	44.1	TTS14NA
6	1828	40.5	18.2	TTS6NA	15	4572	106.5	47.9	TTS15NA
7	2135	47.5	21.3	TTS7NA	16	4877	113.5	51.0	TTS16NA
8	2440	56.0	25.2	TTS8NA	17	5182	121.0	54.4	TTS17NA
9	2743	62.5	28.1	TTS9NA	18	5486	128.0	58.0	TTS18NA
10	3048	69.5	31.2	TTS10NA	19	5791	135.0	60.7	TTS19NA
11	3352	76.5	34.4	TTS11NA	20	6096	142.0	63.9	TTS20NA
12	3657	83.5	37.5	TTS12NA	21	6400	149.0	67.0	TTS21NA
13	3962	92.0	41.4	TTS13NA					

Note: Note: TTS2.5NA includes a joining kit to connect the tracks to other track sets.

For best performance on heavily loaded systems:

- For configurations using shelves 60" (1524mm) or longer and managing heavier loads choose a more rigid shelving option. Wire shelving – Use all SES wire shelves. Polymer Shelving (MetroMax) – Epoxy coated steel posts offer the most rigid configuration.
- Mobile Units: If 18" (457mm) wide mobile units are planned, the maximum allowable size shelf is 60" (1524mm) long. If 18" (457mm) wide by 60" (1524mm) long mobile units are planned, a maximum of five 18" (457mm) mobile units are allowable between two stationary units. 18" (457mm), 21" (530mm) and 24" (610mm) wide mobile units can be intermixed in a given system. The standard system requires 74" (1880mm) posts on the mobile units.
- Weight capacities (evenly distributed) - Mobile Units. Super Erecta, Super Erecta Pro, Super Adjustable, MetroMax Q, MetroMax i: up to 900lbs. (408kg) MetroMax 4: up to 750lbs (340kg)
- When using long tracks, 13ft or longer, securing the stationary units to the floor will help to keep the system in alignment.

Additional Configuration Notes

- Standard Top-Track models include 86" (2185mm) stationary posts and 74" (1880mm) stem caster mobile posts. If a taller system or shorter system is required, consult Metro Engineering.
- Existing Metro Super Erecta, Super Adjustable, Super Erecta Pro, MetroMax Q, MetroMax 4, and MetroMax i shelving units can be retrofitted as part of a Top-Track installation.

Installation Guidelines

- It is recommended that the tracks are installed a minimum of 5" (127mm) from the wall.
- It is the discretion of the user to install the end units to the floor.
- Floor should be level, smooth, and free from cracks and raised objects.
- For new construction, it is recommended that flooring of suitable durability is used in areas where Top-Track will be installed. When such flooring is not an option, floor pad protectors are recommended to protect soft flooring materials from wear and tear.
- Enclosure panels may be used on mobile units. Panels must be mounted to ensure they do not interfere with the tracks. For standard MetroMax Top-Track Mobile Units with 74" (1890mm) posts, use the enclosures for the 63" (1585mm) posts.

Mobile Unit — Space Calculator . (Use to help determine the quantity of mobile units and the open aisle dimension)

Nominal Shelf Depth	Actual Depth with Bumpers	Space Occupied by Each Quantity of Mobile Units										
		qty. 1	qty. 2	qty. 3	qty. 4	qty. 5	qty. 6	qty. 7	qty. 8	qty. 9	qty. 10	qty. 11
(in.) 18	20.5	20.5	41	61.5	82	102.5	123	143.5	64	184.5	205	225.5
(in.) 21	23.5	23.5	47	70.5	94	117.5	141	164.5	188	211.5	—	—
(in.) 24	26.5	26.5	53	79.5	106	132.5	159	185.5	212	—	—	—
(mm) 457	520.5	520.5	1041	1561.5	2082	2602.5	3123	3643.5	4164	4684.5	5205	5725.5
(mm) 530	593.5	593.5	1187	1780.5	2374	2967.5	3561	4154.5	4748	5341.5	—	—
(mm) 610	673.5	673.5	1347	2020.5	2694	3367.5	4041	4714.5	5388	—	—	—

Replacement Parts

Rollers (bag of 4)*

Bumpers for mobile units*

Caster*

Track joining kits

Hardware for track

Footplates*

Model No.

MAXROLL

M9992DBX

5MOOR (plated stem/horn); **5MOORSA** (stainless steel stem/horn)

HDWE-TTJOIN

RPHDWE-TTECAP

9993Z (zinc plated), **9993S** (Stainless Steel)

*Note: compatible with all MetroMax systems, past and present.



We put space to work.®

MetroMax® Top-Track® High-Density Storage

Order Guide

1. Identify the available floor space
Evaluate Top-Track configurations to fill the space. The amount of space needed for the Top-Track unit is calculated by using this formula: Nominal track length + Nominal widths of each end unit + 2" (51mm).

2. Choose the shelving and desired posts.
Choose **(1) end unit kit** based on shelf depth.
Choose **(1) track set** to fill the space.
Select **shelves**.

3. Determine the desired open aisle space.
Reference the Mobile Unit — Space Calculator table on the previous page to select the depth and quantities of mobile units.

Select **mobile unit kits** (including finish for the casters). One needed per mobile unit.
Select **shelves**.

Example: (using MetroMax i)

1. 196" (4979mm) of floor space
12' track + 24" end + 24" end + 2" = 194"
3657mm + 610mm + 610mm + 51mm = 4928mm
Top-Track system can be assembled to fill 194"
(4928mm) length of floor space.

2. End unit kit **MXTTE24** (qty. 1)
Grid shelves **MX2448G** (qty. 8)
Solid shelves **MX2448F** (qty. 2)
Track Set **TTS12NA** (qty. 1)

3. Desired open aisle is 36" (914mm).
Tracks measure 12' or 144" (3657mm).

Available space for mobile units is:
144" - 36" = 108" (3657 - 914 = 2743mm)

Each nominal 24" (610mm) unit measures 26.5"
(673.5mm) when you include the bumpers.
(4) 26.5" (673.5mm) deep units = 106" (2440mm)

Mobile unit kit **MXTTM24C** (qty. 4)
Grid shelves **MX2448G** (qty. 12)
Solid shelves **MX2448F** (qty. 4)

Top-Track Floor Pad Protectors

- Compensate for soft flooring materials by protecting the floor from normal wear and tear from mobile units.
- To make more applicable for sterile environments a bead of silicone (not included) is recommended to seal the seam between the floor pads and the floor.
- Material: aluminum

Top-Track Wall Mount Bracket

Used to attach one set of tracks to the wall. Eliminates the need for a stationary end unit. Includes one pair of plated wall brackets. Hardware to attach the brackets to the wall is NOT included.

Model No. TTWM

Top-Track Stop Plate Kit

Used in conjunction with the Wall Mount Bracket kit. The aluminum stop plates bolt to the underside of the track next to the wall brackets to prevent mobile units from bumping into the wall.

Model No. TTSTP


For Track Length			For Track Length		
(ft)	(mm)	Model No.	(ft)	(mm)	Model No.
6	1828	FPS6N	14	4267	FPS14N
7	2135	FPS7N	15	4572	FPS15N
8	2440	FPS8N	16	4877	FPS16N
9	2743	FPS9N	17	5182	FPS17N
10	3048	FPS10N	18	5486	FPS18N
11	3353	FPS11N	19	5791	FPS19N
12	3657	FPS12N	20	6096	FPS20N
13	3962	FPS13N	21	6400	FPS21N



TTWM



TTSTP



Top-Track® Floor Protectors