



We put space to work.

Item # _____

Job _____

Metro® Clear Bins

- **Versatile:** Metro Bins are available in a number of styles and sizes for every type of storage need. Metro Bins are designed to stack, hang or nest, and most offer dividers to create sub-compartments.
- **Identifiable:** Shelf Bins and most Supply Bins are made from a clear material that makes it easier to identify contents. The clear bins also allow light to pass through, creating a brighter work environment.
- **Storage Efficient:** When used with Metro® shelving, Metro Bins offer an efficient method of organizing and identifying a wide variety of patient-care items. Semi-open, slanted fronts allow for visual inventory and easy access to contents. All Metro Bins have a molded front slot which accepts labels for content identification.
- **Durable:** Made of lightweight, industrial-grade plastic for years of reliable service.
- **Shelf Bins:** Available in a variety of sizes, shelf bins can be used to compartmentalize exchange carts or to store small patient care items. Shelf bins are designed to nest, to reduce box size for shipping. When used in a two bin process, the empty bins can be nested to occupy less space in the replenishment area. Dividers are available as accessories.
- **Supply Bins:** These bins have a wider base for stability and a hopper front for easy access to contents. Supply bins are heavier duty and designed to stack to maximize vertical space between shelves. These supply bins also feature a molded-in slot on the rear of the bin for hanging from bin bars or wall panels.
- **Large Supply Bins:** These larger supply bins are stacking only, designed for heavier loads and bigger, bulkier items.
- **Bulk Supply Tub:** Large gray tub can be used for storage of large, bulky items.



Shelf Bin-Nesting



Supply Bin-Stack/Hang



Supply Bin-Stacking



Bulk Supply Tub

All Metro Catalog Sheets are available on our website: www.metro.com



InterMetro Industries Corporation
 North Washington Street, Wilkes-Barre, PA 18705
 Product Information. U.S. and Canada: 1.800.992.1776
 Outside U.S. and Canada: www.metro.com/contactus

L02-212
Printed in U.S.A. 5/18

Information and specifications are subject to change without notice. Please confirm at time of order.

Copyright © 2018 InterMetro Industries Corp.



Metro® Clear Bins


10.08a



Metro® Clear Bins

Shelf Bins — Nesting

These bins are sized to work on the two most popular shelf widths 18" (457mm) and 24" (610mm) as well as lean two bin processes for efficient supply management, handling, and exchange.



Part No.	Outside Dimension (in.)			Outside Dimension (mm)			Weight/ Carton (lbs.) (kg)	Bin Carton Quantity	Color	Width Dividers**	Divider Carton Quantity	
	Length	Width	Height	Length	Width	Height						
MB30110CLN	11.6	x 2.75	x 4	295	x 70	x 102	7	3	24	Clear	N/A	N/A
MB30120CLN	11.6	x 4.12	x 4	295	x 105	x 102	9	4	24	Clear	MB40120 (3)	24
MB30130CLN	11.6	x 6.60	x 4	295	x 168	x 102	6	3	12	Clear	MB40130 (3)	24
MB30150CLN	11.6	x 8.37	x 4	295	x 213	x 102	8	4	12	Clear	-	-
MB30170CLN	11.6	x 11.12	x 4	295	x 282	x 102	10	4	12	Clear	MB40170 (3)	24
MB30128CLN	17.8	x 4.12	x 4	454	x 105	x 102	7	3	12	Clear	MB40120 (3)	24
MB30138CLN	17.8	x 6.60	x 4	454	x 168	x 102	8	4	12	Clear	MB40130 (3)	24
MB30124CLN	23.6	x 4.12	x 4	600	x 105	x 102	10	5	12	Clear	MB40120 (3)	24
MB30164CLN	23.6	x 6.60	x 4	600	x 168	x 102	7	3	6	Clear	MB40130 (3)	24
MB30174CLN	23.6	x 10.60	x 4	600	x 270	x 102	12	5	6	Clear	MB40170 (3)	24

Supply Bins — Stacking or Hanging

Stackable design maximizes vertical storage efficiency. Reinforced design adds strength and prevents spreading. Lip on rear of bin allows bin to hang on the wall panel or bin bar.



Part No.	Outside Dimension (in.)			Outside Dimension (mm)			Weight/ Carton (lbs.) (kg)	Bin Carton Quantity	Color	Length Dividers**	Divider Carton Quantity	
	Length	Width	Height	Length	Width	Height						
MB30220CLSH	7.30	x 4.12	x 3	187	x 105	x 76	7	3	24	Clear	-	-
MB30237CLSH	9.25	x 4.12	x 6	235	x 127	x 152	8	4	12	Clear	N/A	N/A
MB30224CLSH	10.80	x 4.12	x 4	276	x 105	x 102	6	3	12	Clear	-	-
MB30230CLSH	10.80	x 5.50	x 5	276	x 140	x 127	10	5	12	Clear	MB40230 (1)	6
MB30235CLSH	10.80	x 11	x 5	276	x 279	x 127	9	4	6	Clear	MB40230 (2)	6
MB30239CLSH	10.80	x 8.25	x 7	276	x 210	x 178	9	4	6	Clear	-	-
MB30255CLSH	10.80	x 16.50	x 5	276	x 419	x 127	12	5	6	Clear	MB40230 (2)	6
MB30234CLSH	14.75	x 5.50	x 5	375	x 140	x 127	13	6	12	Clear	-	-
MB30240CLSH	14.75	x 8.25	x 7	375	x 210	x 178	23	10	12	Clear	MB40245 (1)	6
MB30250CLSH	14.75	x 16.50	x 7	375	x 419	x 178	19	9	12	Clear	MB40245 (1)	6
MB30265CLSH	18	x 8.25	x 9	457	x 210	x 229	16	7	6	Clear	MB40265 (1)	6

Note: Bins feature a full-width hanger lip that is designed for use with hanging systems.

Large Supply Bins — Stacking

Stackable design maximizes vertical storage efficiency. Reinforced design prevents spreading.



Part No.	Outside Dimension (in.)			Outside Dimension (mm)			Weight/ Carton (lbs.) (kg)	Bin Carton Quantity	Color	Dividers** Length / Width	Divider Carton Quantity	
	Length	Width	Height	Length	Width	Height						
MB30281CLS	20	x 12.37	x 8	508	x 314	x 203	8	3	3	Clear	--	-
MB30283CLS	20	x 18.37	x 12	508	x 467	x 305	7	3	1	Clear	--	-
MB30284CLS	23.8	x 8.25	x 7	606	x 210	x 178	12	5	4	Clear	-	-
MB30286CLS	23.8	x 11	x 7	606	x 279	x 178	15	7	4	Clear	-	-
MB30289CLS	23.8	x 18.25	x 12	606	x 464	x 305	9	4	1	Clear	-	-
MB30348T	20.5	x 8.25	x 7	521	x 210	x 178	21	10	6	Beige	1 width divider included	-

*(1) Recommended max # of dividers per bin. The number = # of divider slots may be higher to provide placement flexibility

Note: Bins are available in carton quantities only. Bins above are priced per each but must be ordered in multiples of carton quantity.

(For example: MB30138CLN is available in quantities of 12, 24, 36. List price refers to the price of 1 bin.)

Dividers are available in carton quantities only. Dividers are sold by the carton and priced by the carton.

(For example: 1 MB40120 = 24 dividers, the list price is for 24 dividers).

N/A indicates bin does not accept dividers. -Indicates dividers are available by special request. *MB30281 & MB30283 accept length divider only.



We put space to work.

Metro® Clear Bins

Bin Dividers

Bin dividers are designed to compartmentalize bins for added organization. Shelf Bin dividers span the width of the bin creating compartments one behind the other. Supply Bin dividers can span the length of the bin creating compartments side by side, some span the width of the bin, as noted under Large Supply Bins.

Part No.	Fits Bins			Bin Type	Weight/ Carton (lbs.) (kg)		Divider Carton Quantity
MB40120	MB30120CLN,	MB30128CLN,	MB30124CLN	Shelf	1	0.5	24
MB40130	MB30130CLN,	MB30138CLN,	MB30164CLN	Shelf	2	0.9	24
MB40170	MB30170CLN,	MB30174CLN		Shelf	2	0.9	24
MB40230	MB30230CLSH,	MB30235CLSH,	MB30255CLSH	Supply	1	0.5	6
MB40245	MB30240CLSH,	MB30250CLSH		Supply	2	0.9	6
MB40265	MB30265CLSH			Supply	3	1.5	6

Note: Dividers are available in carton quantities only. Dividers are sold by the carton and priced by the carton. (For example: 1 MB40230 = 6 dividers, the list price is for 6 dividers)

Bulk Supply Tub — Nesting

Ruggedly constructed, perfect for storing large, bulky items.

Part No.	Outside Dimension (in.) Length / Width / Height			Outside Dimension (mm) Length / Width / Height			Bin Carton Quantity	Color	Weight Capacity (lbs.) (kg)		Weight/ Carton (lbs.) (kg)
MB34240G	24.5 x 19 x 9.5	622 x 483 x 241	6	Gray	75	34	20	9			


Note: Bins are available in carton quantities only. Bins above are priced per each but must be ordered in multiples of carton quantity. For example: MB34240G is available in quantities of 6, 12, 18 etc. List price refers to the price of 1 bin.

Louvered Wall Panel


For use with hanging supply bins. This universal hanging surface provides easy placement and configuration of multiple sizes of bins or qwikSIGHT® baskets. Wall-mounted panels keep items out of the way, off the floor, and off the work table.

Part No.	Outside Dimension (in.) Length / Width / Height			Outside Dimension (mm) Length / Width / Height			Carton Quantity	Color	Weight Capacity (lb.) (kg)		Weight/ Carton (lbs.) (kg)
MB1819LWP	18 x 0.31 x 19	457 x 8 x 483	4	White	160	73	23	10			
MB1861LWP	18 x 0.31 x 61	457 x 8 x 1549	1	White	500		59	27			
MB3619LWP	36 x 0.31 x 19	914 x 8 x 483	4	White	160	73	47	21			


Note: Panel should be mounted on standard stud centers or a solid substrate (block, plywood, etc.) with fasteners in each mounting hole for maximum rigidity. Weight capacity listed is for the panel properly mounted to studs or a solid substrate. Fasteners are not included.



MB1819LWP



MB3619LWP



MB1861LWP



MB40120



MB40130



MB40170



MB40230



MB34240G

