



Item # _____

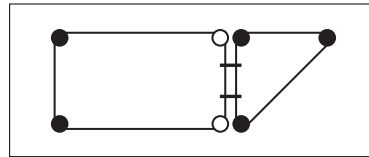

Job _____

SUPER ERECTA SHELF® WIRE SHELVING ACCESSORIES

Super Erecta Shelf® Triangle Shelves

Cat. No.	Size* Width		Finish/Color	Approx. Pkd. Wt.	
	(in.)	(mm)		(lbs.)	(kg)
H18TRC	18	455	Chrome	15.5	7
H18TRB	18	455	Black	15.5	7
H24TRC	24	610	Chrome	21.5	10
H24TRB	24	610	Black	21.5	10


*Triangle shelf sizes correspond to width (depth) of Super Erecta Shelf shelving for "add-on" capability



Super Erecta Shelf® Drop Mat Shelving

Durable, bright chrome finish.
Four-sided ledge keeps items on shelf. Holds up to 250 lbs. (114kg) per shelf.

Width (in.)	(mm)	Length (in.)	(mm)	Approx. Pkd. Wt.		Cat. No. Chrome
				(lbs.)	(kg)	
18	455	36	910	8.5	3.8	HDM1836NC
18	455	48	1220	11.25	5.0	HDM1848NC
24	610	24	610	8.5	3.8	HDM2424NC
24	610	36	910	12.25	5.5	HDM2436NC
24	610	48	1220	15.25	6.8	HDM2448NC

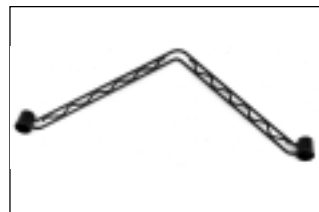


Etagere Top

Fits 24" (610mm) length shelf. Decorative top for display.
Attaches to unit quickly and easily. Packaged individually.

Cat. No.	Finish/Color*	Approx. Pkd. Wt.	
		(lbs.)	(kg)
HT24C	Chrome	5	2
HT24B	Black	5	2
HT24W	White	5	2

NOTE: Fits shelf length only.



InterMetro Industries Corporation
 North Washington Street
 Wilkes-Barre, PA 18705
 www.metro.com



SUPER ERECTA SHELF® WIRE SHELVING ACCESSORIES

Three-Sided Snake Frame

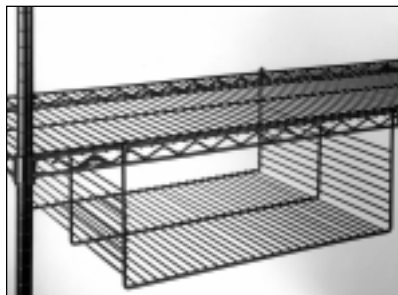
Retains larger items from falling off shelf.



Cat. No.	Finish/Color	Fits Shelf Length		Approx. Pkd. Wt.	
		(in.)	(mm)	(lbs.)	(kg)
H2424FC	Chrome	24x24	610x610	13.5	6
H2424FW	White	24x24	610x610	13.5	6
H2424FB	Black	24x24	610x610	13.5	6
H2448FC	Chrome	24x48	610x1220	17.5	8
H2448FB	Black	24x48	610x1220	17.5	8

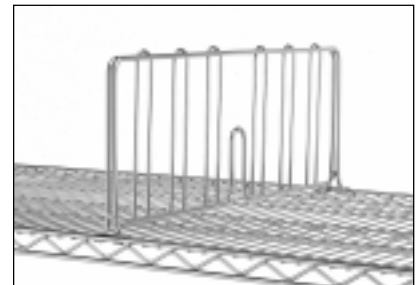
Snap-on Drop Baskets

Cat. No.	Finish/Color	Approx. Pkd. Wt.	
		(lbs.)	(kg)
HDB18C	Chrome	6	2.7
HDB18B	Black	6	2.7



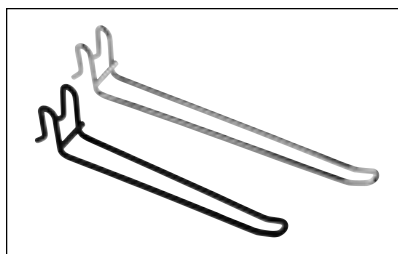
Snap-on Divider

Cat. No.	Finish/Color	Shelf Width		Approx. Pkd. Wt.	
		(in.)	(mm)	(lbs.)	(kg)
HD18C	Chrome	18	455	2.5	1.1
HD18B	Black	18	455	2.5	1.1
HD24C	Chrome	24	610	3.5	1.6
HD24B	Black	24	610	3.5	1.6

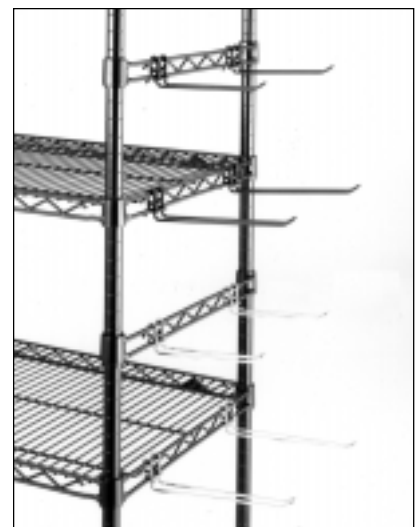


Merchandise Display Hooks

Snaps on Super Erecta Shelf hanger rails and shelf frames. Accepts standard carded merchandise. Rounded safety tip. Available in 6" and 8" lengths (152 and 203mm).



Cat. No.	Finish/Color*	Length		Approx. Pkd. Wt.	
		(in.)	(mm)	(lbs.)	(kg)
HHK6C	Chrome	6	152	.25	.1
HHK6B	Black	6	152	.25	.1
HHK8C	Chrome	8	203	.25	.1
HHK8B	Black	8	203	.25	.1



*White and red also available. Allow 4-6 week lead time.

SUPER ERECTA SHELF® WIRE SHELVING ACCESSORIES




Hanger Rails

Fit on posts to run width or length of unit. Accepts display hooks, storage baskets, "S"-hooked shelving, etc.

Cat. No.	Length*		Finish/Color**	Approx. Pkd. Wt.	
	(in.)	(mm)		(lbs.)	(kg)
H114B	14	355	Black	6	3
H114W	14	355	White	6	3
H114C	14	355	Chrome	6	3
H118B	18	455	Black	4.5	2
H118W	18	455	White	4.5	2
H118C	18	455	Chrome	4.5	2
H124B	24	610	Black	12	5
H124W	24	610	White	12	5
H124C	24	610	Chrome	12	5
H130B	30	760	Black	12	5
H130W	30	760	White	12	5
H130C	30	760	Chrome	12	5
H136B	36	910	Black	13.5	6
H136W	36	910	White	13.5	6
H136C	36	910	Chrome	13.5	6
H148B	48	1220	Black	15	7
H148W	48	1220	White	15	7
H148C	48	1220	Chrome	15	7

* 14", 18" and 24" (356, 455 and 610mm) sizes fit shelf width (depth). 30", 36" and 48" (762, 910 and 1220mm) sizes fit shelf length.

**Red also available. Allow 4-6 week lead time.

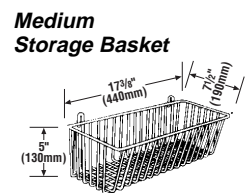
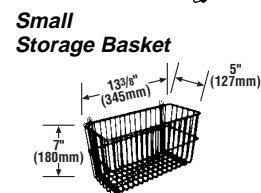
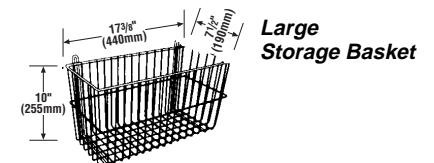


Storage Baskets

Attach to shelves or hanger rails.

Cat. No.	Finish/Color*	Approx. Pkd. Wt.	
		(lbs.)	(kg)
H209B	Black	8.5	4
H209C	Chrome	8.5	4
H209W	White	8.5	4
H210B	Black	7.1	3
H210C	Chrome	7.1	3
H210W	White	7.1	3
H212B	Black	11	5
H212C	Chrome	11	5
H212W	White	11	5

*Red also available. Allow 4-6 week lead time.



Decorative Casters

Aesthetic caster for mobile applications. Black. Nylon housing. Polymer tread.

Cat. No.	Type	Diameter		Approx. Pkd. Wt.	
		(in.)	(mm)	(lbs.)	(kg)
HDC3B	Swivel	2 3/8	60	3	1
HDC3BB	Swivel/Brake	2 3/8	60	3	1
HDC5B*	Swivel	4	102	4	2
HDC5BB*	Swivel/Brake	4	102	4	2

Load rating for 2 3/8" casters is 100 lbs. (45.5kg); 4" (102mm) casters, 225 lbs. (102kg)

*4" (102mm) casters for use with stem caster posts only (post series UP, catalog sheet 11.20).



**2 3/8" (60mm) Caster
HDC3B**



**4" (102mm) Caster
with Brake
HDC5BB**

Job _____

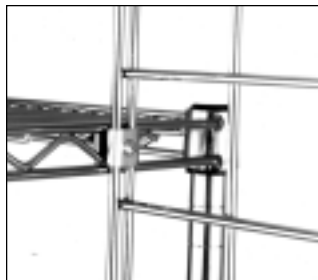


SUPER ERECTA SHELF® WIRE SHELVING ACCESSORIES

Grid Clamp

Connects grid at right angles to shelf frame between two display units. Fits all grids manufactured with double rod construction.

Cat. No. 9970Z



Grid Connector

Attaches grid directly to display unit shelf or hanger rail. Package includes six straps and six shelf connectors.

Chrome. Cat. No. H995GC

Black. Cat. No. H995GB



Plastic Split Sleeves

Normally included with shelves*. One bag per shelf; 4 pairs per bag.


Black. Cat. No. 9985

White. Cat. No. 9985W

*Note: White post caps and white split sleeves are now standard for white decorator shelving.



Black Plastic Split Sleeve



White Plastic Split Sleeve shown in use on post.

Security Shelf Connector

Includes "S" hook, screw, and bolt. Used for adding security to "add on" shelving units. Only two posts required. Hook goes over the edge of the post-supported shelf and under the edge of the add-on shelf. Can be used to join units end-to-end, back-to-back or at right angles. Two connector sets required for each connection.

Chrome. Cat. No. H9995C

Black. Cat. No. H9995B



Manufactured by:



InterMetro Industries Corporation

North Washington Street, Wilkes-Barre, PA 18705

Phone: 570-825-2741 • Fax: 570-825-2852

For Product Information Call: 1-800-433-2232

Visit Our Web Site: www.metro.com

L02-007A
Rev. 12/99
Printed in U.S.A.

Information and specifications are subject to change without notice. Please confirm at time of order.

