



Item # \_\_\_\_\_

We put space to work.

Job \_\_\_\_\_




## WIRE SHELVING ACCESSORIES

### Color Shelf Marker

Color code for effective organization. Snaps securely to the front edge of Super Erecta and Super Adjustable Super Erecta Wire Shelving.

| Model No. | Shelf Marker Size               |        | Color  |
|-----------|---------------------------------|--------|--------|
|           | (in.)                           | (mm)   |        |
| CSM6-B    | 6x1 <sup>1</sup> / <sub>4</sub> | 152x32 | Blue   |
| CSM6-G    | 6x1 <sup>1</sup> / <sub>4</sub> | 152x32 | Green  |
| CSM6-R    | 6x1 <sup>1</sup> / <sub>4</sub> | 152x32 | Red    |
| CSM6-T    | 6x1 <sup>1</sup> / <sub>4</sub> | 152x32 | Tan    |
| CSM6-W    | 6x1 <sup>1</sup> / <sub>4</sub> | 152x32 | White  |
| CSM6-Y    | 6x1 <sup>1</sup> / <sub>4</sub> | 152x32 | Yellow |
| CSM6-GR   | 6x1 <sup>1</sup> / <sub>4</sub> | 152x32 | Gray   |

**Color Shelf Markers**

### Label Holders

It's easy to identify shelf contents with these snap-on plastic holders, available in four styles and a variety of sizes. Labels not included.

#### 1<sup>1</sup>/<sub>4</sub>" (32mm) Label Holders

Gray. Holds most commercial labels. Available in a variety of lengths.

| Model No. | Label Size                       |         | Fits Shelf Length |      |
|-----------|----------------------------------|---------|-------------------|------|
|           | (in.)                            | (mm)    | (in.)             | (mm) |
| 9990P     | 3x1 <sup>1</sup> / <sub>4</sub>  | 75x32   | All               |      |
| 9990P1    | 13x1 <sup>1</sup> / <sub>4</sub> | 330x32  | 18                | 457  |
| 9990P2    | 19x1 <sup>1</sup> / <sub>4</sub> | 480x32  | 24                | 610  |
| 9990P30   | 25x1 <sup>1</sup> / <sub>4</sub> | 635x32  | 30                | 760  |
| 9990P3    | 31x1 <sup>1</sup> / <sub>4</sub> | 725x32  | 36                | 914  |
| 9990P4    | 43x1 <sup>1</sup> / <sub>4</sub> | 1090x32 | 48                | 1219 |
| 9990P5    | 55x1 <sup>1</sup> / <sub>4</sub> | 1395x32 | 60                | 1520 |

**1<sup>1</sup>/<sub>4</sub>" (32mm) Label Holder**

#### Clear Label Holders

Clear plastic allows decorator colors to show through. Holds most commercial 1<sup>1</sup>/<sub>4</sub>" (32mm) labels.

| Model No. | Label Size                       |         | Fits Shelf Length |      |
|-----------|----------------------------------|---------|-------------------|------|
|           | (in.)                            | (mm)    | (in.)             | (mm) |
| 9990CL    | 3x1 <sup>1</sup> / <sub>4</sub>  | 75x32   | All               |      |
| 9990CL1   | 13x1 <sup>1</sup> / <sub>4</sub> | 330x32  | 18                | 457  |
| 9990CL2   | 19x1 <sup>1</sup> / <sub>4</sub> | 480x32  | 24                | 610  |
| 9990CL30  | 25x1 <sup>1</sup> / <sub>4</sub> | 635x32  | 30                | 760  |
| 9990CL3   | 31x1 <sup>1</sup> / <sub>4</sub> | 725x32  | 36                | 914  |
| 9990CL4   | 43x1 <sup>1</sup> / <sub>4</sub> | 1090x32 | 48                | 1219 |
| 9990CL5   | 55x1 <sup>1</sup> / <sub>4</sub> | 1395x32 | 60                | 1520 |

**Clear Label Holder**

#### Slanted Label Holders

Gray solid plastic holder puts 1<sup>1</sup>/<sub>4</sub>" (32mm) labels on slant for easier viewing.

| Model No. | Label Size                       |         | Fits Shelf Length |      |
|-----------|----------------------------------|---------|-------------------|------|
|           | (in.)                            | (mm)    | (in.)             | (mm) |
| 9990SL    | 3x1 <sup>1</sup> / <sub>4</sub>  | 75x32   | All               |      |
| 9990SL1   | 13x1 <sup>1</sup> / <sub>4</sub> | 330x32  | 18                | 457  |
| 9990SL2   | 19x1 <sup>1</sup> / <sub>4</sub> | 480x32  | 24                | 610  |
| 9990SL30  | 25x1 <sup>1</sup> / <sub>4</sub> | 635x32  | 30                | 760  |
| 9990SL3   | 31x1 <sup>1</sup> / <sub>4</sub> | 725x32  | 36                | 914  |
| 9990SL4   | 43x1 <sup>1</sup> / <sub>4</sub> | 1090x32 | 48                | 1219 |
| 9990SL5   | 55x1 <sup>1</sup> / <sub>4</sub> | 1395x32 | 60                | 1520 |

**Slanted Label Holder**

#### Material specifications

- Color Shelf Markers, 1<sup>1</sup>/<sub>4</sub>" High Gray Label Holders, Slanted Label Holders — Rigid PVC; suitable for continuous use in a temperature range of -20° to 165°F (-28° to 73°C)
- Clear Label Holders — CAB plastic; suitable for continuous use in a temperature range of -20° to 120°F (-28° to 49°C)
- Label holders are not cart washable or autoclavable.

#### Notes for Shelf Markers and Label Holders:

- If ledges are desired on the front of the shelf where the label holder is most often attached, the label holder or color shelf marker must be mounted between the vertical support wires of the ledge.
- Label holders work with standard wire shelving styles — Super Erecta, Super Adjustable, qwikSLOT, Drop Mat wire shelving, cantilever shelves.
- Designed for use with 1" (25mm) high labels.



#### InterMetro Industries Corporation

North Washington Street, Wilkes-Barre, PA 18705

Product Information. U.S. and Canada: 1.800.992.1776

Outside U.S. and Canada: www.metro.com/contactus

L02-008

Printed in U.S.A. Rev. 12/19

Information and specifications are subject to change without notice. Please confirm at time of order

Copyright © 2019 InterMetro Industries Corp.



## Grids and Brackets

### Grids

Attach easily to shelf frames or to the wall to provide a structure for mounting baskets, hooks, hangers, and other storage, workspace management, or display accessories. Accessories can be found in this spec sheet (10.05) and in spec sheet 10.41.

- Grid openings: 2<sup>3</sup>/<sub>4</sub>"x2<sup>3</sup>/<sub>4</sub>" (70x70mm)
- Weight capacity: 250 lb. (112.5kg)

| Model No.<br>Plated | Model No.<br>Metroseal 3<br>with Microban® | Size  |          | Approx.<br>Pkd. Wt. |      |
|---------------------|--|-------|----------|---------------------|------|
|                     |  | (in.) | (mm)     | (lbs.)              | (kg) |
| WG1836BR            | WG1836K3                                   | 18x36 | 457x914  | 9                   | 4.1  |
| WG1848BR            | WG1848K3                                   | 18x48 | 457x1219 | 12                  | 5.4  |
| WG1860BR            | WG1860K3                                   | 18x60 | 457x1524 | 14                  | 6.4  |
| *                   | WG2436K3                                   | 24x36 | 610x914  | 12                  | 5.4  |
| *                   | WG2448K3                                   | 24x48 | 610x1219 | 15.5                | 7    |
| *                   | WG3036K3                                   | 30x36 | 762x914  | 12.8                | 5.8  |
| *                   | WG3048K3                                   | 30x48 | 762x1219 | 16.5                | 7.5  |
| PBA-GPC             | —  | 33x54 | 840x1370 | 21                  | 9.5  |

**Note:** Consult your Metro representative for availability of stainless steel or decorative epoxy grids.




**Accessories are ordered separately. See spec sheet 10.43**

### Grid Clamp (for Shelf)

Allows the grid to attach to a wire or solid shelf frame. Minimum of four are needed to secure a grid to a shelf. Bag of 8 clamp assemblies. (Available by the bag only).

Brite Zinc Finish Model No. **9970Z**


Stainless Steel Finish Model No. **9970S**



**Grid Clamp**



**SWGB2**



**WGBRKT**

### Stainless Steel Direct Wall Mount Brackets

Stainless grid brackets allow the grid to attach to the wall and be removed for easy cleaning. Kit includes 6 brackets. Approximate packaged weight is 2 lb. (0.9kg). Model No. **SWGB2**

### Plastic Direct Wall Mount Bracket


Black plastic clamps attach grid to the wall. Kit includes 6 brackets. Approximate packaged weight is 2 lb. (0.9kg). Model No. **WGBRKT**

### Hanger Rails

Convenient rail fits on posts along the width or length of the unit. Suitable for use with hanging storage baskets, hooks, and extension display hangers.

| Model No.<br>Chrome | Length† |      | Approx.<br>Pkd. Wt.           |      |
|---------------------|---------|------|-------------------------------|------|
|                     | (in.)   | (mm) | (lbs.)                        | (kg) |
| H114C               | 14      | 355  | 1                             | .45  |
| H118C               | 18      | 457  | 1 <sup>1</sup> / <sub>4</sub> | .57  |
| H124C               | 24      | 610  | 1 <sup>1</sup> / <sub>2</sub> | .68  |
| H130C               | 30      | 760  | 1 <sup>1</sup> / <sub>2</sub> | .68  |
| H136C               | 36      | 914  | 2                             | .90  |
| H148C               | 48      | 1219 | 2 <sup>1</sup> / <sub>2</sub> | 1.13 |

†14", 18" and 24" (355, 457 and 610mm) sizes fit shelf width (depth).  
30", 36" and 48" (760, 914 and 1219mm) sizes fit shelf length.  
Weight capacity — 25 lb. (11.3kg) evenly distributed.



**Hanger Rail**

# WIRE SHELVING ACCESSORIES

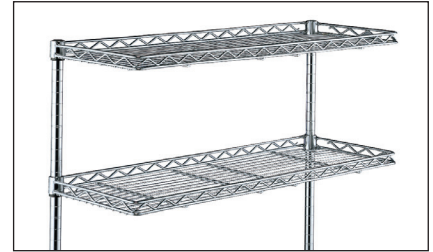


## Cantilever Shelves

Adds convenient space above a storage unit. Drop mat design creates a retaining ledge around the entire 12" (305mm) deep shelf. Remember to order rear posts taller than front posts to accommodate these shelves.

| Model No.<br>Chrome | Length |      | Approx.<br>Pkd. Wt. Each      |      |
|---------------------|--------|------|-------------------------------|------|
|                     | (in.)  | (mm) | (lbs.)                        | (kg) |
| 1224CSNC            | 24     | 610  | 4 <sup>1</sup> / <sub>2</sub> | 2.0  |
| 1230CSNC            | 30     | 750  | 5                             | 2.3  |
| 1236CSNC            | 36     | 914  | 5 <sup>3</sup> / <sub>4</sub> | 2.6  |
| 1242CSNC            | 42     | 1066 | 6 <sup>3</sup> / <sub>4</sub> | 3.1  |
| 1248CSNC            | 48     | 1219 | 7 <sup>3</sup> / <sub>4</sub> | 3.5  |
| 1260CSNC            | 60     | 1524 | 9 <sup>1</sup> / <sub>2</sub> | 4.3  |

Weight capacity — 150 lb. (67.5kg) evenly distributed.



**Cantilever Shelves**

## Storage Baskets

Generous-sized baskets attach in seconds to a hanger rail, wire shelf, enclosure panel, or grid. Weight capacity — 20 lb. (9kg).

| Model No.<br>Chrome | Model No.<br>with<br>Metroseal 3<br>Microban® | Width/Length/Depth  |             | Approx.<br>Pkd. Wt.           |      |
|---------------------|---|---|-------------|-------------------------------|------|
|                     |   | (in.)   | (mm)        | (lbs.)                        | (kg) |
| H209C               | H209K3  | 13 <sup>3</sup> / <sub>8</sub> x 5x7                                | 345x127x180 | 8 <sup>1</sup> / <sub>2</sub> | 4    |
| H210C               | H210K3  | 17 <sup>3</sup> / <sub>8</sub> x 7 <sup>1</sup> / <sub>2</sub> x 5  | 440x190x127 | 7                             | 3    |
| H212C               | H212K3  | 17 <sup>3</sup> / <sub>8</sub> x 7 <sup>1</sup> / <sub>2</sub> x 10 | 440x190x255 | 11                            | 5    |



**Large Display/Storage Basket**

## File Basket

The convenient place to keep files and papers.

- Measures 2<sup>5</sup>/<sub>8</sub>" W. x 12<sup>3</sup>/<sub>4</sub>" L. x 8<sup>3</sup>/<sub>4</sub>" H. (67mm W. x 324mm L. x 222mm H.).
- Large enough to hold standard-size file folders.
- Chrome plated.
- Weight capacity — 20 lb. (9kg).

| Model No. | Width/Length   |        | Height                        |      | Approx.<br>Pkd. Wt. |      |
|-----------|--|--------|-------------------------------|------|---------------------|------|
|           | (in.)  | (mm)   | (in.)                         | (mm) | (lbs.)              | (kg) |
| PH1239C   | 2 <sup>5</sup> / <sub>8</sub> x 12 <sup>3</sup> / <sub>4</sub> | 63x330 | 8 <sup>3</sup> / <sub>4</sub> | 228  | 2.1                 | 1.0  |



**File Basket**

## Extension Display Hanger

Snaps on Super Erecta Shelf hanger rails, shelves, enclosure panels, and grids. Accepts standard carded merchandise.

| Model No. | Length |      | Approx.<br>Pkd. Wt. |      | Finish/Color |
|-----------|--------|------|---------------------|------|--------------|
|           | (in.)  | (mm) | (lbs.)              | (kg) |              |
| HHK6C     | 6      | 152  | .25                 | .1   | Chrome       |
| HHK6B     | 6      | 152  | .25                 | .1   | Black        |
| HHK8C     | 8      | 203  | .25                 | .1   | Chrome       |
| HHK8B     | 8      | 203  | .25                 | .1   | Black        |

\*White, smoked glass and designer colors also available. Allow 4-6 week lead time.



**Extension Display Hanger**


## WIRE SHELVING ACCESSORIES

We put space to work.®

### Swing Hanger

Attaches to post to provide convenient storage for hanging items. Black epoxy finish.

| Model No. | Arm Length                    |      | Weight Capacity |      |
|-----------|-------------------------------|------|-----------------|------|
|           | (in.)                         | (mm) | (lbs.)          | (kg) |
| H110BL    | 6 <sup>1</sup> / <sub>4</sub> | 160  | 20              | 9    |




**Swing Hanger**

### Snap-On Hooks

Multi-purpose hooks in three styles attach to hanger rails, mounting rails, shelves, enclosure panels, or grids for instant access.

| Model No. | Description      | Height                         |      |
|-----------|------------------|--------------------------------|------|
|           |                  | (in.)                          | (mm) |
| HK23C     | Style A — Small  | 3 <sup>7</sup> / <sub>16</sub> | 90   |
| HK25C     | Style B — Large  | 3 <sup>7</sup> / <sub>16</sub> | 90   |
| HK26C     | Style C — Double | 3 <sup>7</sup> / <sub>16</sub> | 90   |

Weight capacities: Single Hook — 5 lb. (2.3kg)  
Double Hook — 10 lb. (4.6kg)



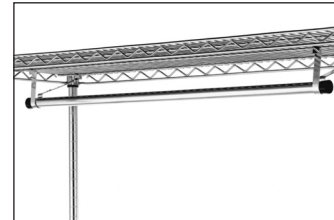
**Snap-On Hooks**

### Garment Hanger Tube with Brackets

Hanger tubes attach easily under Super Erecta shelves for hanging garments. Available in 18", 21" and 24" (457, 530 and 610mm) widths and in same length as shelves.

| Shelf Width<br>18" (457mm) | Shelf Width<br>21" (530mm) | Shelf Width*<br>24" (610mm) | Tube Length |      | Approx. Pkd. Wt.              |      |
|----------------------------|----------------------------|-----------------------------|-------------|------|-------------------------------|------|
|                            |                            |                             | (in.)       | (mm) | (lbs.)                        | (kg) |
| AT2418NC                   | AT2421NC                   | AT2424NC                    | 24          | 610  | 2 <sup>1</sup> / <sub>2</sub> | 1.1  |
| AT3018NC                   | AT3021NC                   | AT3024NC                    | 30          | 760  | 2 <sup>1</sup> / <sub>2</sub> | 1.1  |
| AT3618NC                   | AT3621NC                   | AT3624NC                    | 36          | 914  | 3                             | 1.4  |
| AT4218NC                   | AT4221NC                   | AT4224NC                    | 42          | 1066 | 3 <sup>1</sup> / <sub>2</sub> | 1.6  |
| AT4818NC                   | AT4821NC                   | AT4824NC                    | 48          | 1219 | 3 <sup>1</sup> / <sub>2</sub> | 1.6  |
| AT6018NC                   | AT6021NC                   | AT6024NC                    | 60          | 1524 | 4                             | 1.8  |
| AT7218NC                   | AT7221NC                   | AT7224NC                    | 72          | 1828 | 4 <sup>1</sup> / <sub>2</sub> | 2.0  |

Weight capacity — 75 lb. (34kg) evenly distributed.  
\*Also works with 30" (760mm) and 36" (914) width shelves.



**Garment Hanger Tube with Brackets**