



We put space to work.

Item # _____

Job _____



Metro C5 6 Series Heated Holding Cabinet

Metro C5 6 Series Heated Holding Cabinet

- **Control:** The 6 Series provides control of temperature for safe and hot food. Temperature is displayed on an “always-on” analog thermometer for continuous monitoring of the cabinet temperature, even when turned off or unplugged.
- **Performance:** Rapid heat-up and recovery times are achieved with a thermostatically controlled ducted heating system.
- **Passive Humidity:** An integral water pan system can be used to add humidity to the cabinet environment, improving food quality.
- **Configurations:**
 - Sizes: Full Height, 3/4 Height, 1/2 Height, and Under Counter.
 - Doors: Full Length Solid, Full Length Clear, Dutch Solid, Dutch Clear. All are lift off and field reversible.
 - Reach-In or Pass-Thru (not available on under counter and 3/4 height).
 - Materials: Stainless Steel and Aluminum.
- **Capacity:** Universal slides hold 18"x26" sheet pans or 12"x20" steam table pans on adjustable 1 1/2" increments. Lip load slides hold 18"x26" sheet pans on 1 1/2" increments. Optional Wire Shelf interfaces with universal slide system to accommodate small items and pans.
- **Reliability:** Reliability and durability are designed into C5 from the ground up. High-quality components and robust construction provide a long life of service and worry-free use.
- **Top-Mounted Controls:** Ergonomic user-friendly controls are mounted at the top of the cabinet for easier access, better readability, to prevent damage, and to simplify cleaning.
- **ENERGY STAR:** Full Height, 3/4 Height, and 1/2 Height Stainless Steel reach-in models with solid doors, and 1/2 Height Stainless Steel reach-in models with clear doors are ENERGY STAR rated.



Full Height Dutch Solid Doors



Under Counter Full Solid Door


1/2 Height Full Clear Door

3/4 Height Full Solid Door

Full Height Dutch Clear Doors

6 Series Controller:

- **Temperature:** The easy-to-use dial puts you in control of cabinet temperature.
- **Reliable Readout:** Measures and displays actual cabinet temperature even when the cabinet is off.
- **Analog Thermometer:** An “always-on” thermometer makes it ideal for transport applications.



All Metro Catalog Sheets are available on our website: www.metro.com



InterMetro Industries Corporation
 North Washington Street, Wilkes-Barre, PA 18705
 Product Information. U.S. and Canada: 1.800.992.1776
 Outside U.S. and Canada: www.metro.com/contactus

L02-197
Printed in U.S.A. Rev. 5/18

Information and specifications are subject to change without notice. Please confirm at time of order.

Copyright © 2018 InterMetro Industries Corp.

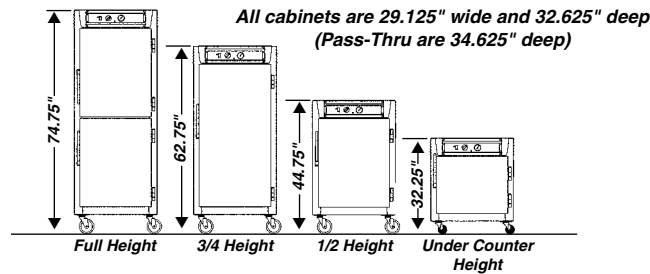
13.96



We put space to work.®

Metro C5 6 Series Heated Holding Cabinet

Specifications

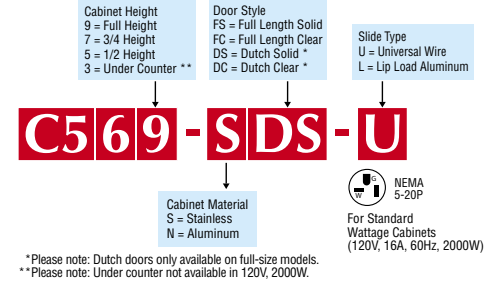


- Cabinet Material:** Type 304 stainless steel; 20-gauge polished exterior; 22-gauge interior, or .063" aluminum, brushed exterior, natural interior.
- Insulation:** Full perimeter, 2.5" thick, high-density fiberglass. R Value=9.9
- Casters:** Four casters with 5" donut neoprene wheel, double ball bearing swivel, ball bearing axle, nickel plated, two with brake. 3" rubber casters on Under Counter models.
- Doors:**
 - Solid doors are fully insulated, double-panel construction.
 - Clear doors are double-pane, tempered glass. Argon filled with Low-E coating.
- Hinges:** Self-closing, lift-off, double hinged, with long-life nylon bearings.
- Gaskets:** High temperature, cabinet mounted, Santoprene gaskets.
- Latches:** Chrome plated, high-strength magnetic pull latch with lever-action release.
- Handles:** Four built-in polymer handles.
- Universal Slides:** Universal wire slides; 1/4" diameter nickel-chrome wire adjustable on 1 1/2" increments. Type 304, stainless steel vertical uprights.
- Lip Load Slides:** 1 1/2"x1/2"x.063" extruded aluminum channel slides on stainless steel vertical uprights.
- Display and Controls:** Analog cabinet thermometer with independent thermostat control knob.
- Heat Generation System:** Thermostatically controlled 1950 Watt heating element, ball bearing blower motor, and ducted air system.
- Cord:** 7 1/2' cord with NEMA 5-20P plug. Cord mounted on top (Full, 3/4, Pass Thru) or back (1/2, Under Counter) can be field reversed.
- Thermal Performance:** 200° F maximum temperature.
- Recommended Clearances from Enclosures:** 1 1/2" clearance from cabinet walls on sides and back, and 6" clearance on top. Minimum 1/2" clearance above under counter units is required.
- Slide Capacities:**

Cabinet Size	Universal Wire Pan Capacity**				Lip Load Pan Capacity
	Slide Pairs Provided	Max.*	18"x26"	12"x20"x2.5" GN 1/1"	
Full Height	18	37	18	34	35
Full Height Dutch	18	35	17	32	34
3/4 Height	14	29	13	26	27
1/2 Height	8	17	8	16	17
Under Counter	5	10	5	10	10

*Maximum number of slide pairs @ 1 1/2" spacing. Additional slide pairs ordered separately.
**Capacity based on standard number of slides provided.

Reach-In Model Number Description



Pass-Thru Model Number Description



Low Watt Model Number Description



Export Model Number Description



Models with Accessories or Options



Options/Accessories

- Small Item Shelf (C5-SHELF-S)
- Universal Slide Pair, Chrome (C5-USLIDEPR-C)
- Universal Slide Pair, Stainless (C5-USLIDEPR-S)
- Flush Door Latch (C5-LATCHFLUSH)*
- Key Locking Door Latch (C5-LATCHLOCK)*
- Travel Latch/Hasp (C59-TRVL)*
- Full Perimeter Bumper (C5-PERMBUMP)
- Control Panel Cover (C5-COVER)
- Bumper & Drip Trough (C5-BUMPDRIP)
- Rear Push Handle (C5-HANDLE)
- 6" Stainless Steel Legs (C5-SSLEGS)
- 6" Casters (C5-6CASTER)
- 5" Rear Rigid Casters (C5-5RDGCSTR)
- Straight Plug, 20 Amp, 120V (C5-STRPLG-20)
- Straight Plug, 15 Amp, 120V (C5-STRPLG-15)
- Twist Lock Plug, 20 Amp, 120V (C5-RTWSTPLG)
- Twist Lock Plug, 15 Amp, 120V (C5-RTWSTPLG-15)
- Factory Left Hand Hinging (DD3768)
- Factory Same-Side Pass-thru Door Hinging (C5-SAMESIDE)
- Stainless Steel Universal Slide Upgrades
 - Full Height (C5-USLIDE-9S)
 - 3/4 Height (C5-USLIDE-7S)
 - 1/2 Height (C5-USLIDE-5S)
 - Under Counter (C5-USLIDE-3S)

*Please note: (1) door latch must be ordered for each door (i.e. - dutch doors require (2) door latches; pass-thru dutch doors require (4) door latches)

Metro Heated cabinets are for hot food holding applications only.

