



Item # \_\_\_\_\_

Job \_\_\_\_\_

## SUPER ERECTA SHELF® POST-TYPE AND DIRECT WALL MOUNTS


- **Ideal for Storing** items conveniently overhead or above work surfaces.
- **Versatile:** Can accommodate Super Erecta wire and solid shelves, Super Erecta Pro, MetroMax Q, and MetroMax i shelves.
- **Note:** For MetroMax i shelves, order (1) M9997-4 adapter kit per shelf.
- **Single and Double Supports:** Double support used for mounting adjacent shelves; single supports at the ends of the shelving tier. Available in nickel chrome, Metroseal 3 or Type 304 stainless steel.

### Post-Type Mounts


- **Versatile:** Metro's post-type mounting system can meet your exact needs for wall shelving. Posts and supports are available to hold anything from a single small shelf to many tiers of shelving running continuously along a wall.
- **Fast, Secure Assembly:** Post has rolled, circular grooves along its entire height at 1" (25mm) intervals. Tapered, plastic split-sleeve locks around any groove, and matching taper in opening on shelf support provides secure positioning.
- **Adjustable:** Shelf supports and shelves can be positioned or repositioned on the post in 1" (25mm) increments.
- **For Easy Ordering:** "End Unit" and "Mid Unit" models are available to meet a wide range of wall-shelving requirements. Just add shelves.

### Direct Mounts

- **Convenient, single storage level.**
- **Two-Piece:** Support is held by mounting plate, which attaches directly to the wall.
- **Conserve Space:** Back of shelf is within a fraction of an inch from the wall.



Double Shelf Post Type



Direct Mount



Single



Double



InterMetro Industries Corporation  
North Washington Street  
Wilkes-Barre, PA 18705  
www.metro.com



Super Erecta Shelf® Post-Type & Direct Wall Mounts

10.40



# SUPER ERECTA SHELF® POST-TYPE AND DIRECT WALL MOUNTS

## Post Type Wall Mounts — Preconfigured Models. Just add shelves.

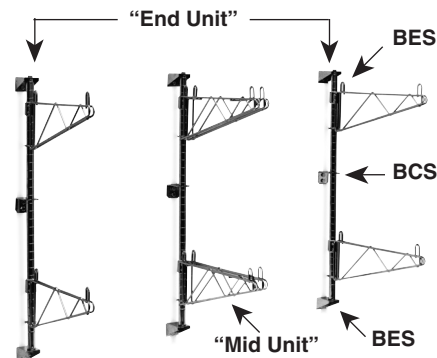
Post-type wall mounts are available in preconfigured "End Units" and "Mid Units," complete with all needed components except wall bolts or screws, which must be selected according to type of wall.\* Components are chrome-plated.

"End Unit" consists of two posts with brackets, and two single supports for each shelf.

"Mid Unit" consists of one post with brackets and a double support for each tier.

### Guide

Single unit	(1) End Unit	—
Two units connected end-to-end	(1) End Unit	(1) Mid Unit
Three units connected end-to-end	(1) End Unit	(2) Mid Units
Four units connected end-to-end	(1) End Unit	(3) Mid Units
Five units connected end-to-end	(1) End Unit	(4) Mid Units



Number of Tiers	Post Number	Model No. 14" (460mm) Shelf Width		Model No. 18" (457mm) Shelf Width		Model No. 21" (533mm) Shelf Width		Model No. 24" (610mm) Shelf Width	
		End Unit	Mid Unit	End Unit	Mid Unit	End Unit	Mid Unit	End Unit	Mid Unit
1 Shelf	13PDF	SW21C	AW21C	SW31C	AW31C	SW41C	AW41C	SW51C	AW51C
2 Shelf	33PDF	SW23C	AW23C	SW33C	AW33C	SW43C	AW43C	SW53C	AW53C
3 Shelf	54PDF	SW25C	AW25C	SW35C	AW35C	SW45C	AW45C	SW55C	AW55C
4 Shelf	63PDF	SW26C	AW26C	SW36C	AW36C	SW46C	AW46C	SW56C	AW56C

Order shelves from sheets #10.01, 10.20, 10.80, 9.20, 9.21. For MetroMax i shelves, order one M9997-4 adapter kit per shelf.

## Posts & Brackets

Post Height (in.)	Post Height (mm)	Description	Model No. Plated	Model No. Metroseal 3	Model No. Stainless	Approx. Pkd. Wt. (lbs.) (kg)	
13 <sup>7</sup> / <sub>8</sub>	350	Post for 1 tier	13PDF	13PDFK3	13PDFS	1.25	0.6
33 <sup>5</sup> / <sub>8</sub>	854	Post for 2 tiers	33PDF	33PDFK3	33PDFS	2.75	1.2
54	1370	Post for 3 or more tiers	54PDF	54PDFK3	54PDFS	5.0	2.3
62	1573	Post for 4 or more tiers	63PDF	63PDFK3	63PDFS	6.0	2.7
		End Bracket	BES	BESK3	SBES	0.5	0.2
		Intermediate Bracket	BCS	BCSK3	SBCS	0.5	0.2

## To Order By Components

**Posts & Brackets** — Two end brackets (BES), are supplied with each of these double-footed posts. One intermediate bracket (BCS) is supplied with 33PDF posts and two are supplied with 54PDF and 63PDF posts. Posts and brackets can be used to mount 12" (305mm) cantilever shelves (sheet #10.06) rather than shelf supports. BCS brackets can also be used to attach freestanding shelving to wall.

## Shelf Supports — Post Mounting

Shelf Width (in.)	Shelf Width (mm)	SINGLE			DOUBLE		
		Model No. Chrome	Model No. Metroseal 3	Model No. Stainless	Model No. Chrome	Model No. Metroseal 3	Model No. Stainless
14	360	1WS14C	1WS14K3	1WS14S	2WS14C	2WS14K3	2WS14S
18	457	1WS18C	1WS18K3	1WS18S	2WS18C	2WS18K3	2WS18S
21	533	1WS21C	—	1WS21S	2WS21C	—	2WS21S
24	610	1WS24C	1WS24K3	1WS24S	2WS24C	2WS24K3	2WS24S

Order shelves from sheets #10.01, 10.20, 10.80, 9.20, 9.21. For MetroMax i shelves, order one M9997-4 adapter kit per shelf. **Load Rating:** 250 lbs. (113kg) per system.

**Direct Wall Mounts** — Each consists of one shelf support and mounting plate, with two caps. Use single support at shelf ends; double support for adjoining shelves. Select wall bolts or screws according to type of wall.\*

\*User should determine that wall material and method of mounting are suitable to support the shelves and their contents.

## Direct Wall Mounts

Shelf Width (in.)	Shelf Width (mm)	SINGLE			DOUBLE		
		Model No. Chrome	Model No. Metroseal 3	Model No. Stainless	Model No. Chrome	Model No. Metroseal 3	Model No. Stainless
14	360	1WD14C	1WD14K3	1WD14S	2WD14C	2WD14K3	2WD14S
18	457	1WD18C	1WD18K3	1WD18S	2WD18C	2WD18K3	2WD18S
21	533	1WD21C	1WD21K3	1WD21S	2WD21C	2WD21K3	2WD21S
24	610	1WD24C	1WD24K3	1WD24S	2WD24C	2WD24K3	2WD24S

**Load Rating:** 200 lbs. (91kg) per system.

All Metro Catalog Sheets are available on our Web Site: [www.metro.com](http://www.metro.com)



## InterMetro Industries Corporation

North Washington Street, Wilkes-Barre, PA 18705  
Phone: 570-825-2741 • Fax: 570-825-2852

For Product Information:

U.S. and Canada: 1-800-992-1776

Outside U.S. and Canada: [www.metro.com/contactus](http://www.metro.com/contactus)

L02-021  
Printed in U.S.A. Rev. 4/11

Information and specifications are subject to change without notice. Please confirm at time of order.

Copyright © 2011 InterMetro Industries Corp.