



Item # _____

Job _____



Super Erecta Shelf® Designer Shelving

SUPER ERECTA SHELF® DESIGNER SHELVING

Metro® Designer Shelving is available in three standard colors/finishes: Black, White, and Smoked Glass or Chrome Plated and Brite.™ Five designer colors are offered, but color selection is not limited to the colors shown. Almost any custom color is possible.

- **Versatile:** Available in a wide range of sizes and complemented by a large selection of accessories.
- **Aesthetic:** Visually identifiable Super Erecta Shelf design is always in style, always attractive.
- **Durable:** Rugged, unsurpassed construction stands up to years of heavy use.



Standard Colors/Finishes:



Black (BL)



White (W)



Smoked Glass (DSG)




Chrome Plated (C)



Brite (BR)

Designer Colors:



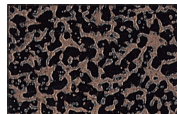
Black Matte (BM)




Flame (F)



Hunter Green (HG)



Copper Hammertone (CH)



Silver Hammertone (SH)



InterMetro Industries Corporation
North Washington Street
Wilkes-Barre, PA 18705
www.metro.com


EMERSON
Commercial & Residential Solutions

10.14



SUPER ERECTA SHELF®
DESIGNER SHELVING

Dimensions

Shelves

STANDARD COLORS			DESIGNER COLORS			Width/Length (in.) (mm)	Approx. Pkd Wt. (lbs.) (kg)
Cat. No. Smoked Glass	Cat. No. White	Cat. No. Black	Cat. No. Flame	Cat. No. Designer Colors*			
1424N-DSG	1424NW	1424NBL	1424NF	1430N-D	14x30	355x760	7 3.2
1436N-DSG	1436NW	1436NBL	1436NF	1436N-D	14x36	355x914	8 3.6
1442N-DSG	1442NW	1442NBL	1442NF	1442N-D	14x42	355x1066	9 1/2 4.3
1448N-DSG	1448NW	1448NBL	1448NF	1448N-D	14x48	355x1219	10 1/2 4.7
1460N-DSG	1460NW	1460NBL	1460NF	1460N-D	14x60	355x1524	14 6.4
1472N-DSG	1472NW	1472NBL	1472NF	1472N-D	14x72	355x1825	17 7.7
1818N-DSG	1818NW	1818NBL	1818NF	1818N-D	18x18	457x457	6 2.7
1824N-DSG	1824NW	1824NBL	1824NF	1824N-D	18x24	457x610	7 3.2
1830N-DSG	1830NW	1830NBL	1830NF	1830N-D	18x30	457x760	8 3.6
1836N-DSG	1836NW	1836NBL	1836NF	1836N-D	18x36	457x914	9 1/2 4.3
1842N-DSG	1842NW	1842NBL	1842NF	1842N-D	18x42	457x1066	11 5.0
1848N-DSG	1848NW	1848NBL	1848NF	1848N-D	18x48	457x1219	12 5.4
1854N-DSG	1854NW	1854NBL	1854NF	1854N-D	18x54	457x1370	14 1/2 6.5
1860N-DSG	1860NW	1860NBL	1860NF	1860N-D	18x60	457x1524	17 7.7
1872N-DSG	1872NW	1872NBL	1872NF	1872N-D	18x72	457x1825	20 9.1
2124N-DSG	2124NW	2124NBL	2124NF	2124N-D	21x24	533x610	8 3.6
2130N-DSG	2130NW	2130NBL	2130NF	2130N-D	21x30	533x760	9 4.1
2136N-DSG	2136NW	2136NBL	2136NF	2136N-D	21x36	533x914	11 5.0
2142N-DSG	2142NW	2142NBL	2142NF	2142N-D	21x42	533x1066	12 5.4
2148N-DSG	2148NW	2148NBL	2148NF	2148N-D	21x48	533x1219	14 6.4
2154N-DSG	2154NW	2154NBL	2154NF	2154N-D	21x54	533x1370	16 7.3
2160N-DSG	2160NW	2160NBL	2160NF	2160N-D	21x60	533x1524	18 8.2
2172N-DSG	2172NW	2172NBL	2172NF	2172N-D	21x72	533x1825	24 10.9
2424N-DSG	2424NW	2424NBL	2424NF	2424N-D	24x24	610x610	9 4.1
2430N-DSG	2430NW	2430NBL	2430NF	2430N-D	24x30	610x760	11 5.0
2436N-DSG	2436NW	2436NBL	2436NF	2436N-D	24x36	610x914	13 5.9
2442N-DSG	2442NW	2442NBL	2442NF	2442N-D	24x42	610x1066	15 6.8
2448N-DSG	2448NW	2448NBL	2448NF	2448N-D	24x48	610x1219	16 7.3
2454N-DSG	2454NW	2454NBL	2454NF	2454N-D	24x54	610x1370	19 8.5
2460N-DSG	2460NW	2460NBL	2460NF	2460N-D	24x60	610x1524	21 9.5
2472N-DSG	2472NW	2472NBL	2472NF	2472N-D	24x72	610x1825	26 11.8

NOTE: Shelving is not cart-washable, but can be wiped down with a mild detergent.
NOTE: The actual length of the shelves is 1/8" shorter than the nominal dimension shown. Actual width is 1/8" longer than the nominal dimension shown.
NOTE: Not NSF listed.
NOTE: Free standing 14" (355mm) wide shelving is not recommended for use with posts higher than 74". HRWBC wall brackets required for installations higher than 74".
NOTE: White shelving and accessories include white split sleeves and post caps. All others come with black.

When ordering designer colors, add the appropriate suffix from the following list after the "D" at the end of the catalog number:
 Hunter Green — HG Copper Hammertone — CH Silver Hammertone — SH Black Matte — BM

Posts

Height* (in.)	Approx. Pkd. Wt. (lbs.) (kg)	STATIONARY					MOBILE (FOR STEM CASTERS)				
		Cat. No. Black	Cat. No. White	Cat. No. Smoked Glass	Cat. No. Flame	Cat. No. Designer Colors*	Cat. No. Black	Cat. No. White	Cat. No. Smoked Glass	Cat. No. Flame	Cat. No. Designer Colors*
7 1/2	191 1/2 0.3	7PBL	7PW	7P-DSG	7PF	7P-D	—	—	—	—	—
14 1/2	370 1 0.5	13PBL	13PW	13P-DSG	13PF	13P-D	—	—	—	—	—
27 1/2	699 1 3/4 0.75	27PBL	27PW	27P-DSG	27PF	27P-D	27UPBL	27UPW	27UP-DSG	27UPF	27UP-D
34 1/2	875 2 0.9	33PBL	33PW	33P-DSG	33PF	33P-D	33UPBL	33UPW	33UP-DSG	33UPF	33UP-D
54 9/16	1385 3 1.4	54PBL	54PW	54P-DSG	54PF	54P-D	54UPBL	54UPW	54UP-DSG	54UPF	54UP-D
62 9/16	1590 3 1/2 1.6	63PBL	63PW	63P-DSG	63PF	63P-D	63UPBL	63UPW	63UP-DSG	63UPF	63UP-D
74 5/8	1895 4 1.8	74PBL	74PW	74P-DSG	74PF	74P-D	74UPBL	74UPW	74UP-DSG	74UPF	74UP-D
86 5/8	2200 5 2.3	86PBL	86PW	86P-DSG	86PF	86P-D	86UPBL	86UPW	86UP-DSG	86UPF	86UP-D

*Height includes leveling bolt and cap.
NOTE: Not NSF listed.

When ordering designer colors, add the appropriate suffix from the following list after the "D" at the end of the catalog number:
 Hunter Green — HG Copper Hammertone — CH Silver Hammertone — SH Black Matte — BM

All Metro Catalog Sheets are available on our website: www.metro.com



InterMetro Industries Corporation
 North Washington Street, Wilkes-Barre, PA 18705
 Phone: 570-825-2741
 Product Information. U.S. and Canada: 1.800.992.1776
 Outside U.S. and Canada: www.metro.com/contactus

L02-012
 Printed in U.S.A. Rev. 12/14
 Information and specifications are subject to change without notice. Please confirm at time of order
 Copyright © 2014 InterMetro Industries Corp.

