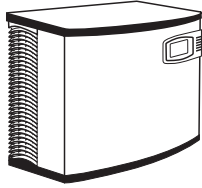


iT0620 Series



W 22" D 24.5" H 21.5"
W 55.9 D 62.2 H 54.6 cm

*575 lbs/262 kg daily at 70/50 °F
*465 lbs / 211 kg daily at 90/70°F



Not Stackable

Model	Ice type	Cooling	Electrical	Shipping Weight	Replaces Model
IRT0620A-161	Regular	Air	115v/60Hz/1	143 lbs / 65 kg	IR0520A-161
IDT0620A-161	Dice	Air	115v/60Hz/1	143 lbs / 65 kg	ID0522A-161
IDT0620A-161X	Dice	Air	115v/60Hz/1	148 lbs / 67 kg	ID0522A-161X
IDT0620A-261	Dice	Air	208-230v/60Hz/1	143 lbs / 65 kg	ID0522A-261
IDT0620W-161	Dice	Water	115v/60Hz/1	140 lbs / 63 kg	ID0523W-161
IYT0620A-161	1/2 Dice	Air	115v/60Hz/1	145 lbs / 66 kg	IY0524A-161
IYT0620A-161X	1/2 Dice	Air	115v/60Hz/1	150 lbs / 68 kg	IY0524A-161X
IYT0620A-261	1/2 Dice	Air	208-230v/60Hz/1	145 lbs / 66 kg	IY0524A-261
IYT0620W-161	1/2 Dice	Water	115v/60Hz/1	140 lbs / 63 kg	IY0525W-161
IYT0620W-261	1/2 Dice	Water	208-230v/60Hz/1	140 lbs / 63 kg	IY0525W-261
IRT0620A-251	Regular	Air	230v/50Hz/1	143 lbs / 65 kg	IR0520A-251
IRT0620W-251	Regular	Water	230v/50Hz/1	140 lbs / 63 kg	IR0521W-251
IDT0620A-251	Dice	Air	230v/50Hz/1	143 lbs / 65 kg	ID0522A-251
IDT0620W-251	Dice	Water	230v/50Hz/1	140 lbs / 63 kg	ID0523W-251
IYT0620A-251	1/2 Dice	Air	230v/50Hz/1	145 lbs / 66 kg	IY0524A-251
IYT0620W-251	1/2 Dice	Water	230v/50Hz/1	140 lbs / 63 kg	IY0525W-251

If factory installed LuminIce II not offered, use aftermarket kit found on page 24.

Recommended Bins: D320 or D420 (see page 19).

See pages 22-23 for required adapters, deflectors, and dispenser baffles.

Price list performance rating is 60hz data. Refer to individual 50hz spec sheets for 50hz performance rating.

IDF0600N-261A	dice	remote	208-230v/60Hz/1	214 lbs / 97 kg	IDF0600N-261
IYF0600N-261A	1/2 dice	remote	208-230v/60Hz/1	221 lbs / 100 kg	IYF0600N-261
IYF0600N-261AX	1/2 dice	remote	208-230v/60Hz/1	226 lbs / 103 kg	IYF0600N-261X

If factory installed LuminIce II not offered, use aftermarket kit found on page 24.

Recommended Bins: D570 or F700 (see page 19).


See pages 22-23 for required adapters, deflectors, and dispenser baffles.

¹Use JCF0900 remote condenser and RT()R-404A tubing kit (see page 10).

Kit K00347 ice deflector must be ordered separately if used with: non-Manitowoc bins, Manitowoc

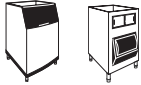
F-Style bins. Price list performance rating is 60hz data. Refer to individual 50hz spec sheets for 50hz performance rating.

iF0600 Series



W 30" D 24.5" H 21.5"
W 76.2 D 62.2 H 54.6 cm

*665 lbs/302 kg daily at 70/50°F
*580 lbs/263 kg daily at 90/70°F



Not Stackable

IDT0750A-261	Dice	Air	208-230v/60Hz/1	194 lbs / 88 kg	IDF0600A-261
IDT0750W-261	Dice	Water	208-230v/60Hz/1	194 lbs / 88 kg	IDF0600W-261
IYT0750A-261	1/2 Dice	Air	208-230v/60Hz/1	208 lbs / 94 kg	IYF0600A-261
IYT0750A-261X	1/2 Dice	Air	208-230v/60Hz/1	213 lbs / 97 kg	IYF0600A-261X
IYT0750W-261	1/2 Dice	Water	208-230v/60Hz/1	195 lbs / 88 kg	IYF0600W-261
IDT0750A-251	Dice	Air	230v/50Hz/1	194 lbs / 88 kg	IDF0600A-251
IDT0750A-251X	Dice	Air	230v/50Hz/1	198 lbs / 90 kg	IDF0600A-251X
IYT0750A-251	1/2 Dice	Air	230v/50Hz/1	208 lbs / 94 kg	IYF0600A-251
IYT0750A-251X	1/2 Dice	Air	230v/50Hz/1	213 lbs / 97 kg	IYF0600A-251X
IYT0750W-251	1/2 Dice	Water	230v/50Hz/1	195 lbs / 88 kg	IYF0600W-251

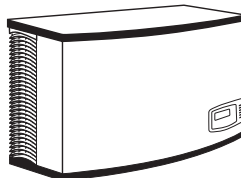
If factory installed LuminIce II not offered, use aftermarket kit found on page 24.

Recommended Bins: D570, D970 or F1350 (See page 19).

See pages 22-23 for required adapters, deflectors, and dispenser baffles.

Kit K00347 ice deflector must be ordered separately if used with: non-Manitowoc bins, Manitowoc F-Style bins. Price list performance rating is 60hz data. Refer to individual 50hz spec sheets for 50hz performance rating.

iT0750 Series



W 30" D 24.5" H 21.5"
W 76.2 D 62.2 H 54.6 cm

*715 lbs/324 kg daily at 70/50°F
*575 lbs/ 261 kg daily at 90/70°F

Not Stackable

★ ENERGY STAR® Qualified Model

Air filter standard on self-contained air-cooled ice cube machines.

*Daily ice production based on Half-Dice air-cooled condenser model at air temperature/water temperature.