

Condi-Express®

Mobile With Stainless Steel Base

Models 70410, 70420, 70430
70510, 70520, 70530, 70550

Add Mobility And Flexibility To Condiment Serving

Benefits

- Relieves congestion in high-volume serving operations
- Provides clean and convenient service
- Eliminates waste and reduces labor

Features

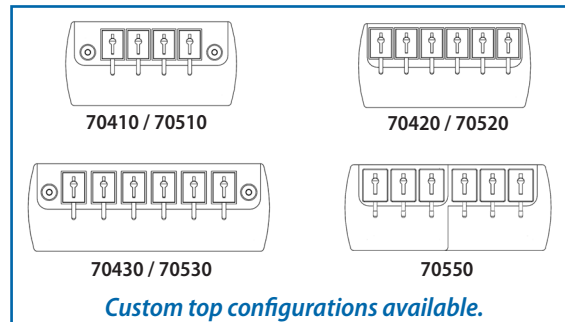
- Stainless steel welded base with sliding doors and compartment shelf
- Easy-to-use hand-operated pumps
- Pumps use 1.5 gal. (6L) sealed condiment pouches
- Light gray laminate top
- Four standard top configurations
- Choice of laminate exterior finishes

Casters

- All-swivel 5" cushion tread, 2 with brakes



Standard Top Configurations



Specifications:

Unit shall be Lakeside model _____ Condi Express and shall have a stainless steel base cabinet with laminate exterior and stainless steel interior for ease of cleaning and sanitation. Light gray laminate top shall feature drop-in pump type condiment dispensers. Dispensers shall accept sealed 1.5-gallon (6L) condiment pouches with 16mm fitment, and feature easy-to-adjust portion control, reducing yield in ¼ oz (7mL) increments. The pump system shall achieve up to 98% product evacuation. Interior cabinet shall include an additional stainless steel shelf for added storage surface. Cart shall have 4 each, 5" (127mm) Lake-Glide® cushion tread casters, all-swivel, 2 ea. with brakes, fastened to a 18 ga. stainless steel dolly for extra strength.

Models 70410, 70430, 70510, 70530: Shall have drop-in countertop dispensers for portion cups.

Model 70550: Shall feature dual-height laminate top with 36" and 31" serving heights.

Spec. #

AIA #

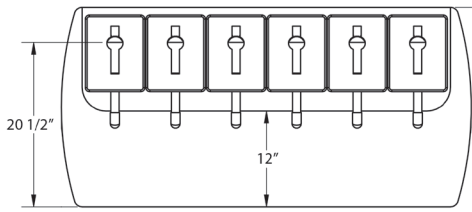
Lakeside Manufacturing, Inc.

4900 West Electric Avenue • West Milwaukee, WI 53219 U.S.A.
800-558-8565 • 414-902-6400 • Fax 414-902-6446 • info@eLakeside.com • www.eLakesideFoodservice.com

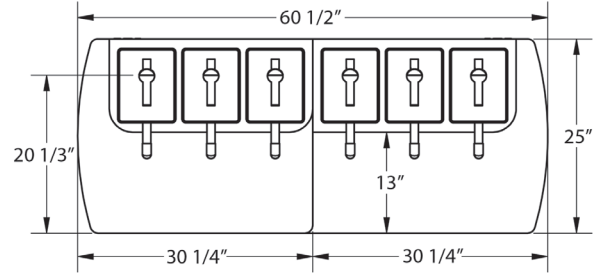
Models 70410, 70420,
70430, 70510,
70520, 70530,
70550

Condi-Express®

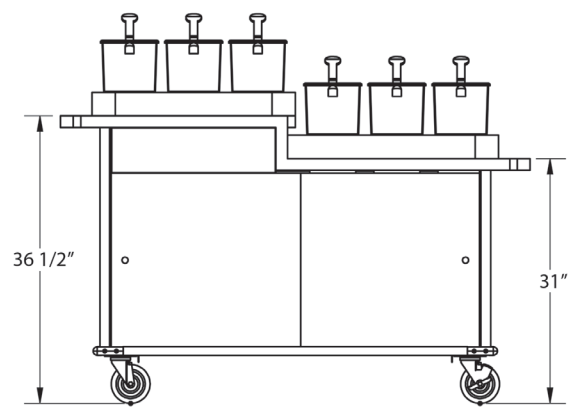
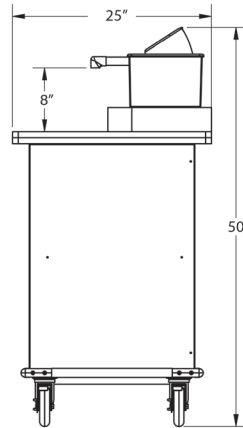
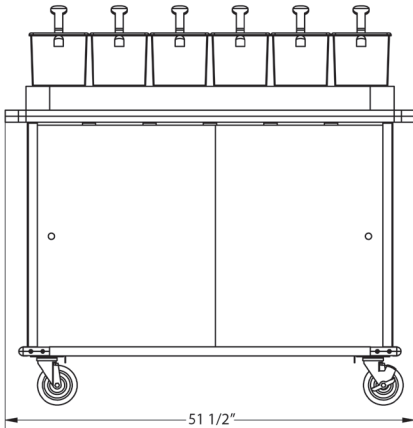
Mobile With Stainless Steel Base



Model 70520



Model 70550




Spec. #

Model Information:

Model	Description	Counter Height	Top Size		Overall Size			Case Wt. Lbs. (Kg)
			W	D	W	D	H	
70510	4 Ea. Pumps 2 Ea. Cup Disp.	36 1/2" (927)	25"	51 1/2"	25"	51 1/2"	50"	200 (91)
70520	6 Ea. Pumps	36 1/2" (927)	25"	69 1/2"	25"	51 1/2"	50"	205 (95)
70530	6 Ea. Pumps 2 Ea. Cup Disp.	36 1/2" (927)	25"	69 1/2"	25"	69 1/2"	50"	275 (125)
70410	4 Ea. Pumps 2 Ea. Cup Disp.	31" (787)	25"	51 1/2"	25"	51 1/2"	44 1/2"	195 (88)
70420	6 Ea. Pumps	31" (787)	25"	69 1/2"	25"	51 1/2"	44 1/2"	202 (91)
70430	6 Ea. Pumps 2 Ea. Cup Disp.	31" (787)	25"	69 1/2"	25"	69 1/2"	44 1/2"	270 (122)
70550	6 Ea. Pumps Dual Disp. Ht.	31" (787) 36 1/2" (927)	25"	59"	25"	59"	50"	260 (118)

Dimensions in () denote metric millimeters, unless otherwise noted. Please specify laminate choice. Overall width with optional double-sided serving top is 32" (813).



Optional Double-sided Top




Optional Round Dispenser Shroud



Optional Stainless Steel Dispenser Shroud

Available Laminate Finishes



Walnut Gray Sand Light Maple Victorian Cherry



Beige Suede Hard Rock Maple Red Maple Red Green Black Royal Blue Purple

Options:

- Stainless steel dispenser shrouds
- Round dispenser shrouds
- Double-sided serving top



Lakeside Manufacturing, Inc.
4900 West Electric Avenue • West Milwaukee, WI 53219 U.S.A.
800-558-8565 • 414-902-6400 • Fax 414-902-6446 • www.eLakeside.com

AIA #