



Project \_\_\_\_\_

Item # \_\_\_\_\_

Quantity \_\_\_\_\_

# Drop-In Modular/Ganged Slim Heated Wells

Models:

HWBI-S2, -S2D, -S2DA, -S2M, -S2MA

HWBI-S3, -S3D, -S3DA, -S3M, -S3MA

HWBI-S4, -S4D, -S4DA, -S4M, -S4MA

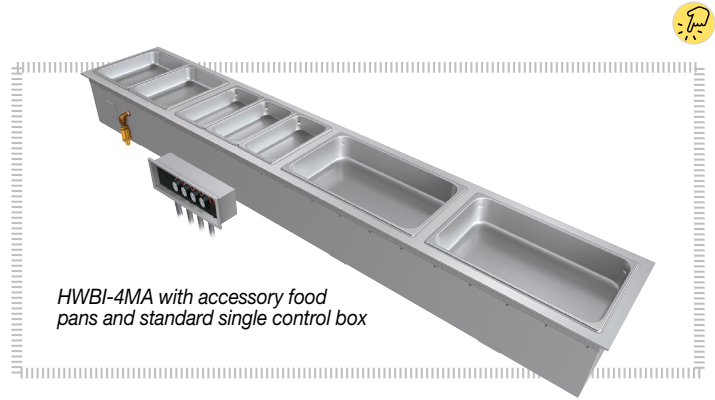

Hatco Drop-In Modular/Ganged Slim Heated Wells keep hot food at safe-serving temperatures, with better quality construction, longer holding times and more accurate temperatures. They are full-sized wells but placed lengthwise and grouped together in a modular fashion to provide customers with a complete steam table that has an easy reach, regardless of the sneeze guards. This one modular unit also means easy installation with a clean integrated look for your buffet line.

Choose the number of wells, from 2 to 4 well configurations, as well as voltage, auto-fill, controls, drain, cord and mounting options. Each well has its own individual control to regulate the temperature of each separate food offering. The auto-fill option automatically fills and replenishes water without checking and maintaining individual or manifold drain options let you empty wells quickly and easily.

## Standard features

- Fully insulated wells on sides and bottom ensure better heat retention and cooler surrounding surfaces for customer safety
- Separate lighted On/Off rocker switch and temperature dial for easy operation
- 50% larger drain with flat screen simplifies cleaning and holds pans level
- Faster pre-heat and recovery for improved energy efficiency
- Easy service access to heating elements and thermostats
- Stainless steel well construction and solid brazed drain fitting joints for durability
- Includes a 6' (1829 mm) conduit for convenient placement of controls
- Wells are designed for both WET or DRY operation

Well cover accessories with Swanstone® simulated stone surface converts the well to a heated shelf. Available in one pan covers and placed on top the well unit with no installation required.



HWBI-4MA with accessory food pans and standard single control box

## Options (available at time of purchase only)

- Three-Phase Wiring (field convertible and not available for export voltages)
- Copper Drain Manifold with side exit
- Copper Drain with bottom exit
- Cord for HWBI-S2, -S3, -S4 (Single phase/single control box only, not for export voltages)

## Accessories

Heated Well Covers with simulated stone inset (use only in dry mode):

- 1 Pan Well Cover (14" [356 mm] W x 22" [559 mm] D x 2" H [51mm]):
  - Night Sky
  - Gray Granite
  - Bermuda Sand

Rectangular Full-Size Stainless Steel Food Pans:

- Third-Size (2.5" [64 mm] H)
- Half-Size (2.5" [64 mm] H)
- Full-Size (2.5" [64 mm] H)
- Full-Size (4" [101 mm] H)
- Full-Size (6" [152 mm] H)

Round Food Pans:

- 4 Quart (4 Liter)
- 7 Quart (7 Liter)

Hinged Lid for Round Pans:

- 4 Quart (4 Liter)
- 7 Quart (7 Liter)

Notched Lid for Round Pans:

- 4 Quart (4 Liter)
- 7 Quart (7 Liter)

Stainless Steel Wire Trivets:

- Half-Size
- Full-Size

Adapter to Convert Warmers to hold Round Pans:

- Holds two 4-Quart (4-Liter) Rounds
- Holds two 7-Quart (7-Liter) Rounds

Support Bars:

- 12" (305 mm)

Ball Valve for Unit with Drains:

- ¾"
- 1"

Gate Valve for Unit with Drains:

- ¾"
- 1"

Heated Well Remote Handle for ¾" drains



For operation, location and safety information, please refer to the Installation and Operating Manual.



HATCO CORPORATION | P.O. Box 340500 Milwaukee, WI 53234-0500 U.S.A. | (800) 558-0607 | (414) 671-6350



[www.hatcocorp.com](http://www.hatcocorp.com) | [support@hatcocorp.com](mailto:support@hatcocorp.com) | [Find a Hatco Rep](#) | [Image Library](#) | [Document Library](#) | [Patents](#) | [Chat](#)



# Drop-In Modular/Ganged Slim Heated Wells

Models: HWBI-S2, -S3, -S4 (with/without Drains and Manifolds)

## Ordering Instructions (Please specify the following with each order)

Please specify the following with each order:

**1. Desired Voltage:** 208, 220 or 240V

- A. Single phase
- B. Three phase (Optional, not available for export)

**2. Number of Modular/Ganged Slim Heated Wells Required:**

2-, 3-, 4-pan

**NOTE:** Modular/Ganged Slim units are only offered as rectangular, full-size (placed lengthwise) (12" x 20" [305 x 508 mm])

**3. Drain** (With or without – choose drain below):

- A. Standard Individual Well ¾" NPT Drain
- B. Manifold 1" NPT Drain with side drain, field selectable left or right side
- C. Manifold 1" NPT Drain with bottom drain, field selectable left or right well

**4. Cord** (with or without) — Optional on HWBI-S2, -S3, -S4 models, single phase and single control units (not for export)

**5. Auto-fill** (With or without)

**6. Agency:**

- A. UL, C-UL
- B. UL-EPH (Sanitary listing)
- C. CE mark available

**7. Control:**

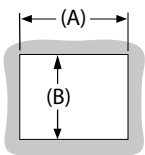
- A. Single Control box (Standard on all units)
- B. Split Controls boxes (Optional on 4-pan units, not available in Canada)

### Drop-In Modular/Ganged Slim Heated Wells Countertop Cut Outs

MODEL SERIES	WIDTH		DEPTH	
	Minimum	Maximum	Minimum	Maximum
HWBI-S2	44.125" (1121 mm)	44.375" (1127 mm)	14.25" (362 mm)	14.50" (368 mm)
HWBI-S3	66.125" (1680 mm)	66.375" (1686 mm)		
HWBI-S4	88.125" (2239 mm)	88.375" (2244 mm)		

### Cutout Dimensions for Control Box

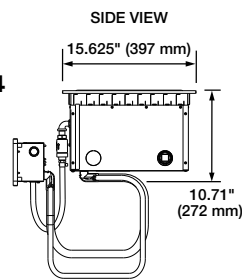
Control Box Opening  
(Single control shown)



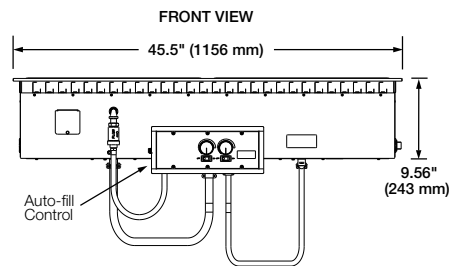
Series	All Heights (B)	Single Configuration	Split Configuration <sup>▲</sup>		Series	Single Configuration	Split Configuration <sup>▲</sup>	
		Width (A)	Left Control (A)	Right Control (A)		Width (A)	Left Control (A)	Right Control (A)
HWBI-S2	4.75" (121 mm)	8.00 (203 mm)	Not Available		WITHOUT AUTO-FILL	12.375" (314 mm)	Not Available	
HWBI-S3		10.25" (260 mm)	Not Available			14.625" (371 mm)	Not Available	
HWBI-S4		12.5" (318 mm)	8.00 (203 mm)	WITH AUTO-FILL		16.875" (429 mm)	12.375 (314 mm)	8.00 (203 mm)

<sup>▲</sup>Not available in Canada.

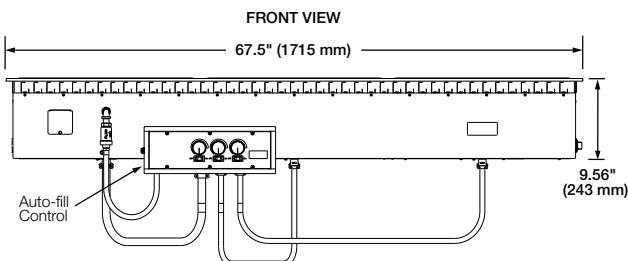
### All HWBI-S2, -S3, -S4 Series (Side view)



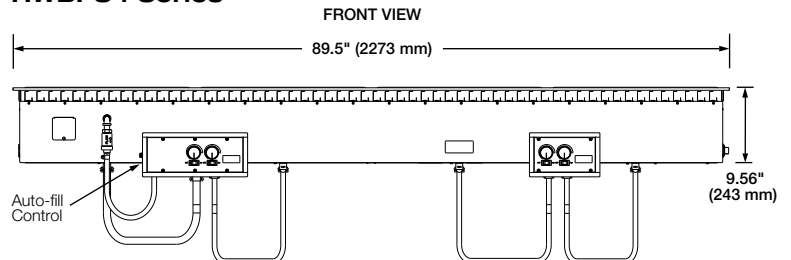
### HWBI-S2 Series



### HWBI-S3 Series



### HWBI-S4 Series



HATCO CORPORATION | P.O. Box 340500 Milwaukee, WI 53234-0500 U.S.A. | (800) 558-0607 | (414) 671-6350



[www.hatcocorp.com](http://www.hatcocorp.com) | [support@hatcocorp.com](mailto:support@hatcocorp.com) | [Find a Hatco Rep](#) | [Image Library](#) | [Document Library](#) | [Patents](#) | [Chat](#)







# Drop-In Modular/Ganged Slim Heated Wells

Models: HWBI-S2, -S3, -S4 (with/without Drains and Manifolds)

## SPECIFICATIONS

### Drop-In Modular/Ganged Slim Heated Wells

The shaded areas contain electrical information for International models only

Model	Dimensions (Width x Depth x Height)	Volts	Phase	Watts	Amps	Optional Plug	Control Configuration	Ship Weight*				
HWBI-S2 HWBI-S2D HWBI-S2DA* HWBI-S2M HWBI-S2MA	45.5" x 15.625" x 9.56" (1156 x 397 x 243 mm)	208	Single	2415	11.6	6-15P	Standard single 	83 lbs. (40 kg) 81 lbs. (37 kg) 84 lbs. (38 kg) 86 lbs. (39 kg) 90 lbs. (41 kg)				
		208	Three		10.1	Not Available						
		240	Single		10.1	6-15P						
		240	Three		8.7	Not Available						
		220			11.0	BS 1363						
		220-230-CE	Single	2415/2640	11.0/11.5	Not Available						
		230-240-CE		2218/2415	9.6/10.1							
HWBI-S3 HWBI-S3D HWBI-S3DA* HWBI-S3M HWBI-S3MA	67.5" x 15.625" x 9.56" (1715 x 397 x 243 mm)	208	Single	3615	17.4	6-30P	Standard single 	118 lbs. (54 kg) 115 lbs. (52 kg) 125 lbs. (57 kg) 115 lbs. (57 kg) 125 lbs. (57 kg)				
		208	Three		10.1	Not Available						
		240	Single		15.1	6-20P						
		240	Three		8.8	Not Available						
		220			16.4							
		220-230-CE	Single	3615/3951	16.4/17.2	Not Available						
		230-240-CE		3320/3615	14.4/15.1							
HWBI-S4 HWBI-S4D HWBI-S4DA* HWBI-S4M HWBI-S4MA	89.5" x 15.625" x 9.56" (2273 x 397 x 243 mm)	208†	Single	4815	23.2	6-30P	Standard single 	154 lbs. (70 kg) 155 lbs. (70 kg) 160 lbs. (73 kg) 154 lbs. (70 kg) 153 lbs. (69 kg)				
		208	Three		15.8	Not Available						
		240†	Single		20.1	6-30P	Optional split ( <i>Not available in Canada</i> ) 					
		240	Three		13.7							
		220			21.9							
					220-230-CE	Single	4815/5262		21.9/22.9	Not Available		
					230-240-CE		4422/4815		19.2/20.1			

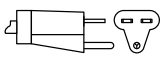
†Unit with multiple circuit connections. Each circuit requires a separate circuit breaker.

\*Auto-fill located on left control only and fills left-hand well. To fill all wells, drains must be connected with external manifold by installer.

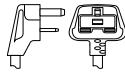
\* Shipping weight includes packaging.

## PLUG CONFIGURATIONS (Optional)

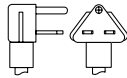
NEMA 6-15P



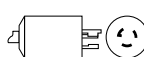
BS 1363



NEMA 6-30P



NEMA 6-20P



## PRODUCT SPECS

### Drop-In Modular/Ganged Slim Heated Wells

The Drop-In Modular/Ganged Slim Heated Well shall be a model manufactured by the Hatco Corporation, Milwaukee, WI 53234 U.S.A.

The Drop-In Modular/Ganged Slim Heated Well shall be rated at ....watts, ....volts, and be ....inches (millimeters) in overall width and be ....inches

(millimeters) in overall depth. It shall consist of stainless and aluminized steel housing with a metal sheathed heating element, EZ locking hardware for installation, and a remote thermostat with lighted power switch.

Warranty consists of 24/7 parts and service assistance (U.S. and Canada only).

HATCO CORPORATION | P.O. Box 340500 Milwaukee, WI 53234-0500 U.S.A. | (800) 558-0607 | (414) 671-6350



[www.hatcocorp.com](http://www.hatcocorp.com) | [support@hatcocorp.com](mailto:support@hatcocorp.com) | [Find a Hatco Rep](#) | [Image Library](#) | [Document Library](#) | [Patents](#) | [Chat](#)