



Project _____

Item # _____

Quantity _____

Cold Simulated Stone[▲] Shelves Built-In

Models: CSSB-2418, -3018, -3618, -4818*
CSSBR-2418, -3018, -3618, -4818
CSSBX-2418, -3018, -3618, -4818

Hatco's Cold Simulated Stone[▲] Shelves Built-In are a must for buffet lines in cafeterias, restaurants and much more! These sturdy, foodsafe shelves are available in three attractive Swanstone[®] colors


The CSSBR, CSSBX Remote (R or X) models have the added benefit of offering design flexibility for fabricators.

Standard features

- CSSB units have unattached Condenser, attached Control Box
CSSBR units have unattached Condenser and Control Box
CSSBX units have no Condenser (condenser supplied by others) and unattached Control Box
- CSSB(R) condensers utilize R-513A refrigerant
CSSBX models allow shelves to be cooled with other refrigerants
- Condensing unit features easy serviceability with sight glass, service valves, dryer/filter and receiver (CSSB, CSSBR models only)
- With CSSB models, condensing unit may be mounted up to 4' (1219 mm) away from the center of shelf
- Patented thermal break reduces condensation and temperature transfer on adjacent surfaces
- All units have an Electronic Temperature Control Box with a 4' (1219 mm) lead wire (Standard)
- Control Box can be mounted on the front of the cabinet, 4' (1219 mm) from center of shelf (CSSB models only)
- CSSB(R) models have easy serviceability with a sight glass, service valves, dryer/filter and a receiver
- All models are bottom mount units, flush to the countertop
- All models match the GRSSB Heated Simulated Stone[▲] Shelves Built-In for a fully integrated look
- Models shipped with a shelf assembly with a temperature probe, assembled TXV valve (shipped loose on CSSBR, CSSBX models), control box (shipped loose on CSSBR, CSSBX models), liquid line solenoid valve attached to the shelf (CSSBX models only) and CSSB, CSSBR models include a condensing unit (CSSB shipped attached, CSSBR shipped loose)
- All models are not available with CE Mark

[▲] Models with simulated stone are Swanstone[®]

* CSSB models only available in Domestic, Canadian and Export USD Price Lists.



Options (available at time of purchase only)

- Simulated stone[▲] color – Night Sky Standard – Non-standard colors are non-returnable
 - Gray Granite Bermuda Sand
- Additional four year parts only warranty on the compressor available at time of purchase (U.S. and Canada only)
- Longer cord - allows Control Box to be located 7.5' (2286 mm) from unit – 4' (1219 mm) Standard (CSSB Export models only)

CSSB models only:

CSSB(R) models only:



For operation, location and safety information, please refer to the Installation and Operating Manual.

HATCO CORPORATION | P.O. Box 340500 Milwaukee, WI 53234-0500 U.S.A. | (800) 558-0607 | (414) 671-6350



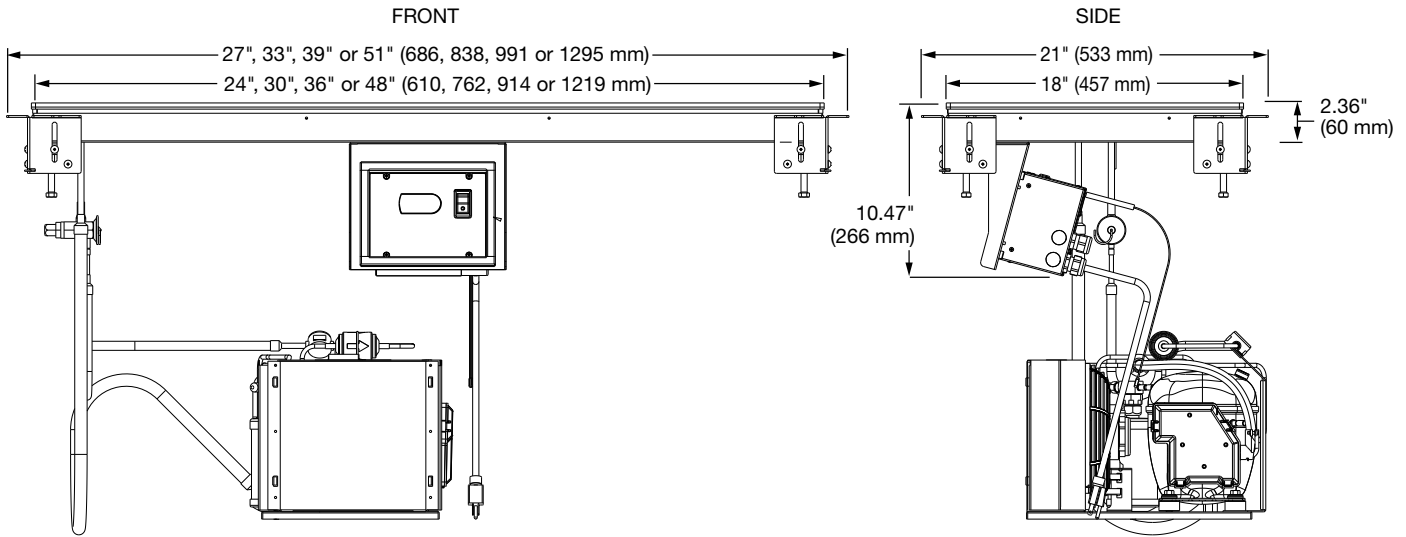
www.hatcocorp.com | support@hatcocorp.com | [Find a Hatco Rep](#) | [Image Library](#) | [Document Library](#) | [Patents](#) | [Chat](#)



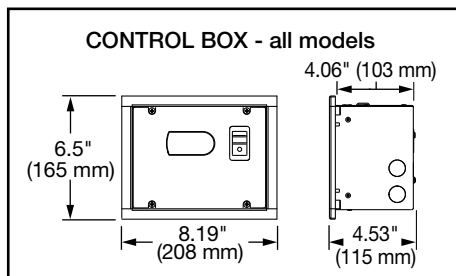
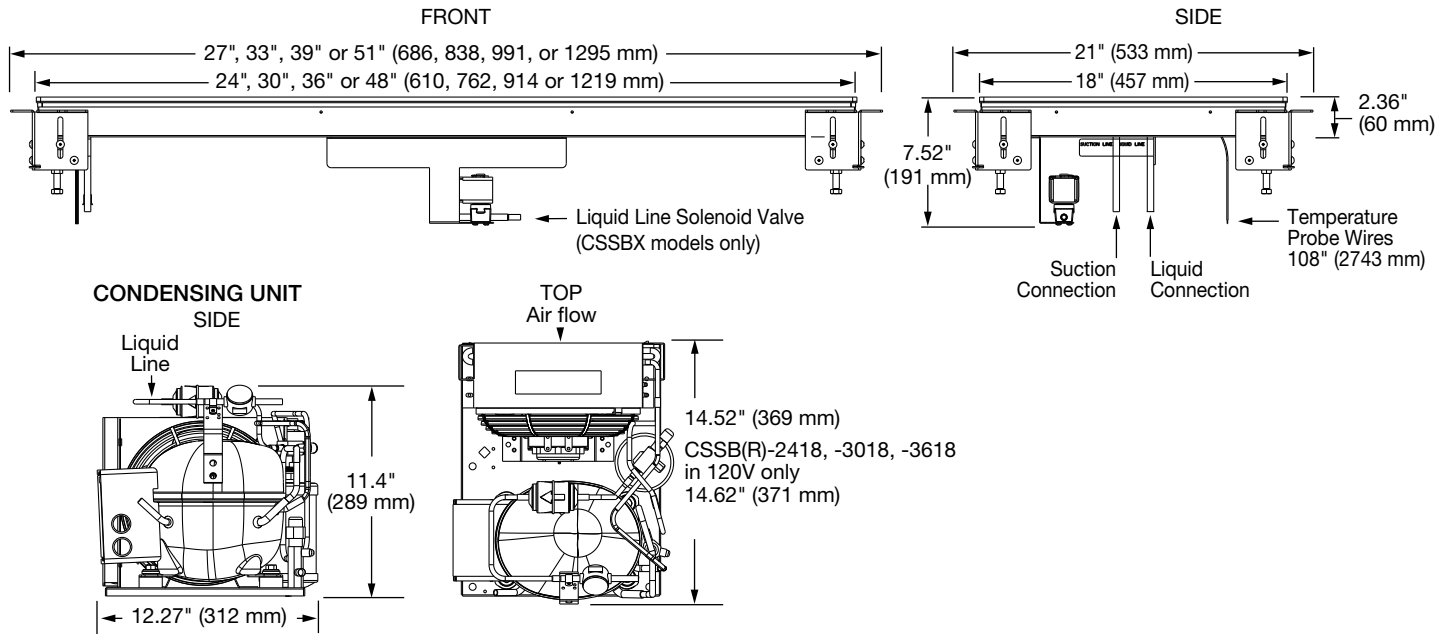
Cold Simulated Stone[▲] Shelves Built-In

Models: CSSB-2418, -3018, -3618, -4818*
 CSSBR-2418, -3018, -3618, -4818
 CSSBX-2418, -3018, -3618, -4818

CSSB*



CSSBR, CSSBX



▲ Models with simulated stone are Swanstone®
 * CSSB models only available in Domestic, Canadian and Export USD Price Lists.



Cold Simulated Stone[^] Shelves Built-In

Models: CSSB-2418, -3018, -3618, -4818*
 CSSBR-2418, -3018, -3618, -4818
 CSSBX-2418, -3018, -3618, -4818

SPECIFICATIONS

Cold Simulated Stone Shelves Built-In (flush to countertop) - All Single Phase

The shaded areas contain electrical information for International models

Model*	Overall Dimension W x D x H	Usable Shelf Space W x D of cooled surface	Compressor Size (HP)	Volts*	Watts	Amps	Hz	Plug	Approximate Ship Weight
CSSB-2418	27" x 21" x 10.47" (686 x 533 x 266 mm)	24" x 18" (610 x 457 mm)	1/5	120	300	3.8	60	NEMA 5-15P	120 lb. (54 kg)
			1/3	220	1089	5.0	50	CEE 7-7 Schuko, BS-1363, AS3112	
				230	1190	5.2			
				240	1296	5.4			
			1/3	220	1129	5.1	60	CEE 7-7 Schuko, BS-1363	
				230	1234	5.4			
240	1344	5.6							
CSSB-3018	33" x 21" x 10.47" (838 x 533 x 266 mm)	30" x 18" (762 x 457 mm)	1/5	120	300	3.8	60	NEMA 5-15P	132 lb. (60 kg)
			1/3	220	1089	5.0	50	CEE 7-7 Schuko, BS-1363, AS3112	
				230	1190	5.2			
				240	1296	5.4			
			1/3	220	1129	5.1	60	CEE 7-7 Schuko, BS-1363	
				230	1234	5.4			
240	1344	5.6							
CSSB-3618	39" x 21" x 10.47" (991 x 533 x 266 mm)	36" x 18" (914 x 457 mm)	1/5	120	300	3.8	60	NEMA 5-15P	149 lb. (68 kg)
			1/3	220	1089	5.0	50	CEE 7-7 Schuko, BS-1363, AS3112	
				230	1190	5.2			
				240	1296	5.4			
			1/3	220	1129	5.1	60	CEE 7-7 Schuko, BS-1363	
				230	1234	5.4			
240	1344	5.6							
CSSB-4818	51" x 21" x 10.47" (1295 x 533 x 266 mm)	48" x 18" (1219 x 457 mm)	1/3	120	450	5.9	60	NEMA 5-15P	145 lb. (66 kg)
			3/8	220	826	3.8	50	CEE 7-7 Schuko, BS-1363, AS3112	
				230	904	3.9			
				240	984	4.1			
			1/3	220	1129	5.1	60	CEE 7-7 Schuko, BS-1363	
				230	1234	5.4			
240	1344	5.6							

SPECIFICATIONS

Cold Simulated Stone[^] Shelves Built-In (flush to countertop) - Remote - R
 with unattached Condenser and Control Box

The shaded areas contain electrical information for International models

Model	Overall Dimension W x D x H	Usable Shelf Space W x D of cooled surface	Compressor Size (HP)	Volts*	Watts	Amps	Hz	Approximate Ship Weight
CSSBR-2418	27" x 21" x 7.54" (686 x 533 x 191 mm)	24" x 18" (610 x 457 mm)	1/5	120	300	3.8	60	112 lbs. (51 kg)
			1/3	220	1089	5.0	50	
				230	1190	5.2		
				240	1296	5.4		
			1/3	220	1129	5.1	60	
				230	1234	5.4		
240	1344	5.6						
CSSBR-3018	33" x 21" x 7.54" (838 x 533 x 191 mm)	30" x 18" (762 x 457 mm)	1/5	120	300	3.8	60	124 lbs. (57 kg)
			1/3	220	1089	5.0	50	
				230	1190	5.2		
				240	1296	5.4		
			1/3	220	1129	5.1	60	
				230	1234	5.4		
240	1344	5.6						
CSSBR-3618	39" x 21" x 7.54" (991 x 533 x 191 mm)	36" x 18" (914 x 457 mm)	1/5	120	300	3.8	60	137 lbs. (63 kg)
			1/3	220	1089	5.0	50	
				230	1190	5.2		
				240	1296	5.4		
			1/3	220	1129	5.1	60	
				230	1234	5.4		
240	1344	5.6						
CSSBR-4818	51" x 21" x 7.54" (1295 x 533 x 191 mm)	48" x 18" (1219 x 457 mm)	1/3	120	450	5.9	60	163 lbs. (74 kg)
			3/8	220	826	3.8	50	
				230	904	3.9		
				240	984	4.1		
			1/3	220	1129	5.1	60	
				230	1234	5.4		
240	1344	5.6						

[^] Models with simulated stone are Swanstone[®].

* All voltages are non-CE.

* CSSB models available in Domestic, Canadian and Export USD Price Lists only.





Cold Simulated Stone[^] Shelves Built-In

Models: CSSB-2418, -3018, -3618, -4818*
CSSBR-2418, -3018, -3618, -4818
CSSBX-2418, -3018, -3618, -4818

SPECIFICATIONS

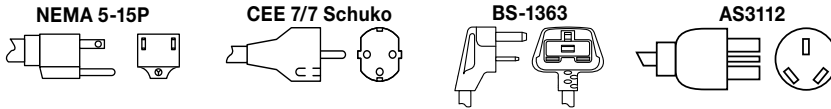
Cold Simulated Stone[^] Shelves Built-In (flush to countertop) - Remote - X
with unattached Control Box only (no Condenser)

The shaded areas contain electrical information for International models

Model	Overall Dimension W x D x H	Usable Space (W x D of cooled surface)	Volts*	Watts	Amps	Hz	Evaporator Load BTU/Hr	Approximate Ship Weight
CSSBX-2418	27" x 21" x 7.54" (686 x 533 x 191 mm)	24" x 18" (610 x 457 mm)	120	12	0.1	60	953	75 lbs. (35 kg)
			220, 230, 240	17	0.1	50	953	
			220, 230, 240	12	0.1	60	953	
CSSBX-3018	33" x 21" x 7.54" (838 x 533 x 191 mm)	30" x 18" (762 x 457 mm)	120	12	0.1	60	1150	87 lbs. (40 kg)
			220, 230, 240	17	0.1	50	1150	
			220, 230, 240	12	0.1	60	1150	
CSSBX-3618	39" x 21" x 7.54" (991 x 533 x 191 mm)	36" x 18" (914 x 457 mm)	120	12	0.1	60	1347	100 lbs. (46 kg)
			220, 230, 240	17	0.1	50	1347	
			220, 230, 240	12	0.1	60	1347	
CSSBX-4818	51" x 21" x 7.54" (1295 x 533 x 191 mm)	48" x 18" (1219 x 457 mm)	120	12	0.1	60	1649	116 lbs. (53 kg)
			220, 230, 240	17	0.1	50	1649	
			220, 230, 240	12	0.1	60	1649	

▲ Models with simulated stone are Swanstone®.
* All voltages are non-CE.

PLUG CONFIGURATION - CSSB models only



FACTORY FILL RATES for R-513A REFRIGERANT (CSSBR condensers are shipped without refrigerants)

Model	Fill Weight	Model	Fill Weight
CSSB-2418	1 lb. 3 oz. (0.539 kg)	CSSBR-2418	1 lb. 13 oz. (0.822 kg)
CSSB-3018	1 lb. 5 oz. (0.595 kg)	CSSBR-3018	1 lb. 15 oz. (0.879 kg)
CSSB-3618		CSSBR-3618	
CSSB-4818	1 lb. 3 oz. (0.539 kg)	CSSBR-4818	1 lb. 13 oz. (0.822 kg)

CUTOUT DIMENSIONS

(Refer to the Installation section in the Installation and Operating Manual on the Hatco website)

COUNTERTOP

Model	Width	Depth
	with .375" (10 mm) radii	with .375" (10 mm) radii
CSSB-2418	24.375" (619 mm)	18.375" (467 mm)
CSSBR-2418		
CSSBX-2418		
CSSB-3018	30.375" (772 mm)	18.375" (467 mm)
CSSBR-3018		
CSSBX-3018		
CSSB-3618	36.375" (924 mm)	18.375" (467 mm)
CSSBR-3618		
CSSBX-3618		
CSSB-4818	48.375" (1229 mm)	18.375" (467 mm)
CSSBR-4818		
CSSBX-4818		
All Models	Width	Height
Control Box	7.438" (189 mm)	5.625" (143 mm)
Cut Out Dimensions		

R-513A REFRIGERANT OPERATING SPECIFICATIONS IN 75°F (24°C) AMBIENT

(Refer to the Installation section in the Installation and Operating Manual on the Hatco website)

- Suction Pressure: 6-9 PSIG (0.4-0.6 Bar)
- Discharge Pressure : 115-125 PSIG (7.9-8.6 Bar)
- Superheat: 4-10° F (2.2 to 5.6°C)
- Subcooling: 5-10° F (2.8 to 5.6°C)

PRODUCT SPECS

Cold Simulated Stone[^] Built-In Shelf

The patented Cold Simulated Stone Shelf Built-In shall be model ... as manufactured by the Hatco Corporation, Milwaukee, WI 53234 U.S.A.
The Cold Simulated Stone Shelf Built-In shall be rated at ... watts, ... volts, and ... inches (millimeters) in overall width.

Cold Simulated Stone[^] Shelf Built-In - Remote (R or X models)

The patented Cold Simulated Stone Shelf Built-In - Remote (R or X) shall be model ... as manufactured by the Hatco Corporation, Milwaukee, WI 53234 U.S.A.

The Cold Simulated Stone Shelf Built-In - Remote (R or X) models shall be rated at ... watts, ... volts, and ... inches (millimeters) in overall width.

▲ Models with simulated stone are Swanstone®

* CSSB models only available in Domestic, Canadian and Export USD Price Lists.

It shall utilize R-513A refrigerant and consist of foodsafe simulated stone material surface shelf assembly, a condenser attached to evaporator with 5 foot (1524 mm) flexible tubing, and adjustable bracket with attached cord & plug and attached Electronic Temperature Control Box.

Warranty consists of 24/7 parts and service assistance (U.S. and Canada only).

CSSBR shall utilize R-513A refrigerant. CSSBR and CSSBX models consist of a foodsafe simulated stone material surface shelf assembly with a temperature probe, an unattached TXV valve, an unattached Electronic Temperature Control Box, an unattached condenser (CSSBR models only) and a solenoid valve attached to shelf (CSSBX models only).

Warranty consists of 24/7 parts and service assistance (U.S. and Canada only).

HATCO CORPORATION | P.O. Box 340500 Milwaukee, WI 53234-0500 U.S.A. | (800) 558-0607 | (414) 671-6350



www.hatcocorp.com | support@hatcocorp.com | [Find a Hatco Rep](#) | [Image Library](#) | [Document Library](#) | [Patents](#) | [Chat](#)