

TWO FLAVOR POWDERED BEVERAGE DISPENSERS

Project


Date

Models

**GB2CP,
2K-GB-LD**

Item #

Quantity



Model GB2CP

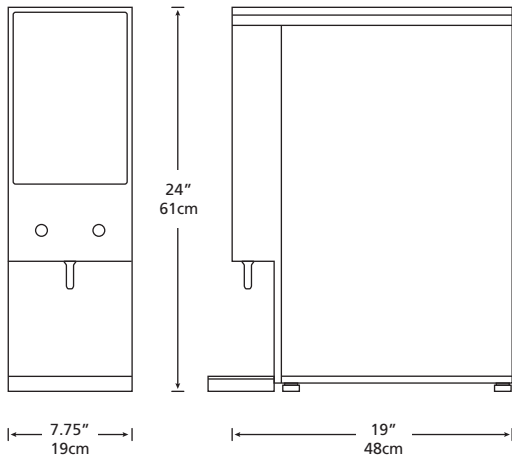


Model 2K-GB-LD

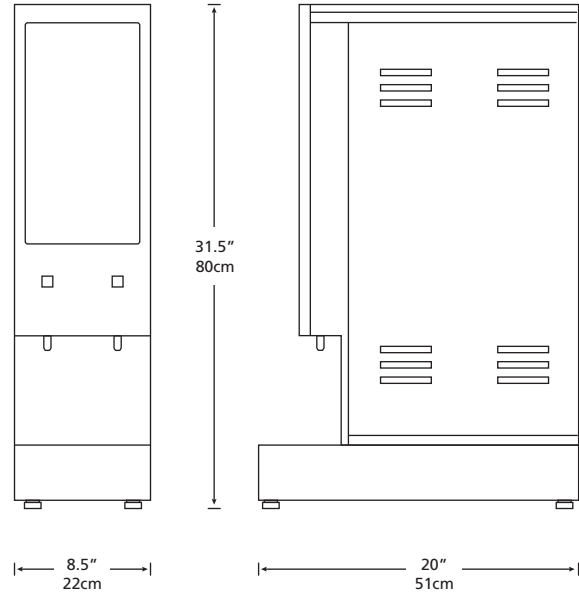
Features

- Fast Flow dispenses beverages 30% faster, reducing wear and tear on major dispenser components.
- Direct drive auger system ensures perfect hopper alignment and "silent running."
- Vacuum Steam Removal System ensures the powdered mix remains dry, to eliminate clogging, caking, and bridging.
- Moisture and powder collection tray prevents excess moisture and product powder from reaching the vacuum motor.
- Power whip carefully whips the product into a delicious, creamy drink.
- Self cleaning rinse system is touch-button easy and rinses the entire whipper chamber with hot water at the end of each cycle.
- Small footprint machines that produce a big taste.

TWO FLAVOR POWDERED BEVERAGE DISPENSERS



Model GB2CP



Model 2K-GB-LD



MODEL	DESCRIPTION	DOOR LIGHTING	DOOR CONNECTION	TANK CAPACITY	ELECTRICAL	PRODUCT DIMENSIONS (H X W X D)	SHIP WEIGHT
GB2CP (08003SL)	Black, medium volume dispenser. (2) hoppers with 4 lbs. (1.8 kg) capacity each.	Non-Lit Door	Right-Side Hinge	1.4 gallon (5.3 L)	120V / 1.8kW 15A / 1 Ph	22" x 8.5" x 15" (56 cm x 22 cm x 38 cm)	32 lbs. (14.5 kg)
2K-GB-LD (080022L)	Black, low to medium volume dispenser. (2) hoppers with 4 lbs. (1.8 kg) capacity each.	Lit Door	Vertical Lift Door	2 gallon (7.6 L)	120V / 1.8kW 15A / 1 Ph	31.5" x 8.5" x 20" (80 cm x 22 cm x 51 cm)	60 lbs. (27.2 kg)

Plumbing: 0.25" (0.64 cm) water line required.

Electrical: NEMA 5-15P line cord included.