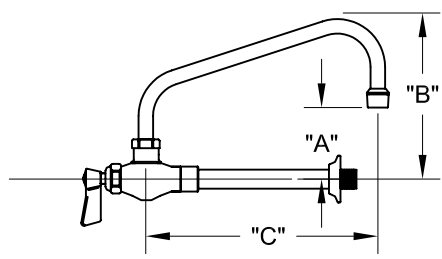
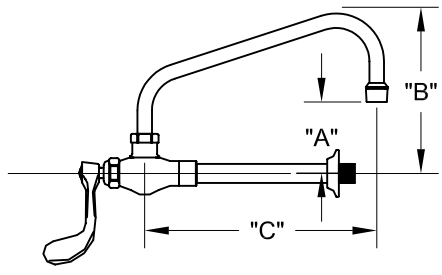


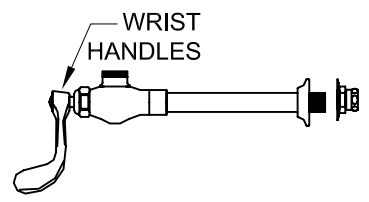
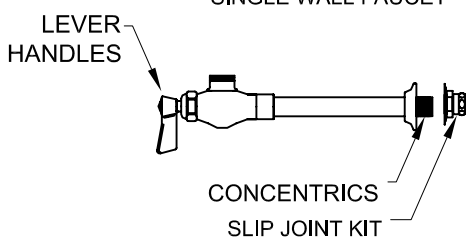
CHINESE RANGE FAUCET W/ LEVER HANDLES



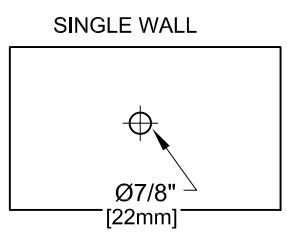
CHINESE RANGE FAUCET W/ WRIST HANDLES



SINGLE WALL FAUCET



ROUGH-IN:



PRODUCT NAME: STAINLESS STEEL CHINESE RANGE FAUCET

MODEL:

- 69345 W/ 6" SWING SPOUT W/ LEVER HANDLES
- 69353 W/ 8" SWING SPOUT W/ LEVER HANDLES
- 69361 W/ 10" SWING SPOUT W/ LEVER HANDLES
- 69388 W/ 12" SWING SPOUT W/ LEVER HANDLES
- 69396 W/ 14" SWING SPOUT W/ LEVER HANDLES
- 69418 W/ 16" SWING SPOUT W/ LEVER HANDLES
- 69426 W/ 6" SWING SPOUT W/ WRIST HANDLES
- 69434 W/ 8" SWING SPOUT W/ WRIST HANDLES
- 69442 W/ 10" SWING SPOUT W/ WRIST HANDLES
- 69450 W/ 12" SWING SPOUT W/ WRIST HANDLES
- 69469 W/ 14" SWING SPOUT W/ WRIST HANDLES
- 69477 W/ 16" SWING SPOUT W/ WRIST HANDLES

FEATURES

- CONTROL VALVE
- * CHINESE RANGE
 - * CONCENTRICS OR ECCENTRICS
 - * STAINLESS STEEL CONSTRUCTION
 - * SWIVELLING SEAT DISKS
 - * HOT SIDE STEM - RIGHT HAND
 - * COLD SIDE STEM - LEFT HAND
 - * LEVER HANDLES OR WRIST HANDLES
 - * 1/2" CLOSE ELBOWS
 - * SWING SPOUT

SYSTEM LIMITS

- * TEMP: 40°F MIN. TO 140°F MAX.

SHIPPING WEIGHT

- * 5.0 LBS

* NSF 61-9 APPROVED & LISTED
www.truesdail.com

MODELS	DIM "A"	DIM "B"	DIM "C"
69345 69426	2-1/4" [57mm]	5-7/8" [149mm]	6" [152mm]
69353 69434	2-1/2" [64mm]	6-3/8" [162mm]	8" [204mm]
69361 69442	3-1/8" [79mm]	6-7/8" [175mm]	10" [254mm]
69388 69450	3-3/4" [95mm]	7-3/8" [187mm]	12" [305mm]
69396 69469	4-3/8" [111mm]	8-1/4" [210mm]	14" [356mm]
69418 69477	5" [127mm]	8-7/8" [225mm]	16" [406mm]

FISHER
 FISHER MANUFACTURING COMPANY
 TOLL FREE: 800-421-6162 - FAX: 800-832-8238
information@fisher-mfg.com - www.fisher-mfg.com