

## Hand held Mixers

### Bermixer Pro Turbo 650 W with Stainless Steel Tube


ITEM # \_\_\_\_\_

MODEL # \_\_\_\_\_

NAME # \_\_\_\_\_

SIS # \_\_\_\_\_

AIA # \_\_\_\_\_



600377 (BP6555)

\* NOT TRANSLATED \*

600384 (BP6565)

\* NOT TRANSLATED \*

### Main Features

- Designed to be used directly in stew pots up to 220 lt with the 55 cm tube and 240 lt with the 65 cm tube.
- Parts in contact with food - tube, blade, shaft - can be completely dismantled without tools for easy cleaning.
- Delivered with:-flat base motor-stainless steel tube-space saving storing wall support
- Anti-splash bell knife design.
- Tube, knife and whisks are dishwasher safe.
- Safety feature requires both hands to start the mixer (no volt release system).
- Light weight, ergonomic grip and adjustable speeds make preparation tasks fast and easy.
- Overheating warning red indicator.
- Bayonet system makes fast and simple to exchange tools.
- Productivity suitable for 50 to 300 meals per service.

### Construction

- Power: 650 watts.
- Maximum speed 10000 rpm.
- Motor has an air cooling system and is protected against overheating (in case of long intensive work).
- Smart speed control to ensure the right power according to the work load.
- Water protected motor unit (controls are IP55, IP34 throughout machine).

### Included Accessories

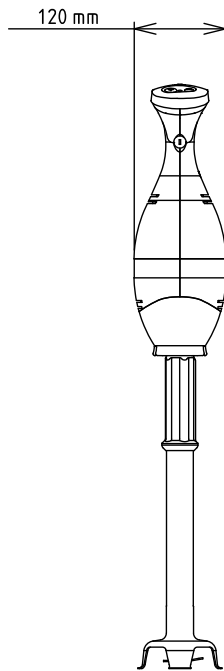
- 1 of S/S TUBE 553MM FOR PORT. MIXER BERMIXER (only for 600377) PNC 650134
- 1 of S/S TUBE 653MM FOR PORT. MIXER BERMIXER (only for 600384) PNC 650135

### Optional Accessories

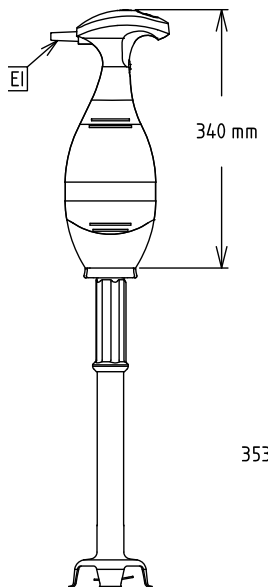
- - NOT TRANSLATED - PNC 650108
- S/S TUBE 353MM FOR PORT.MIXER BERMIXER PNC 650132
- S/S TUBE 453MM FOR PORT.MIXER BERMIXER PNC 650133
- S/S TUBE 553MM FOR PORT.MIXER BERMIXER PNC 650134
- S/S TUBE 653MM FOR PORT.MIXER BERMIXER PNC 650135
- Adjustable rail for containers diam. 375 mm to 650 mm (to be used with 653294) PNC 653292
- Holder to support portable mixer in containers (can be used only with tube attachment) PNC 653294

APPROVAL: \_\_\_\_\_

Front

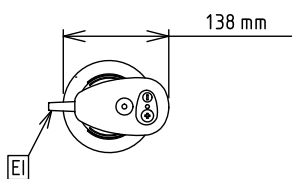


Side



EI = Electrical inlet (power)

Top



#### Electric

##### Supply voltage:

600377 (BP6555) 220-240 V/1 ph/50/60 Hz

600384 (BP6565) 220-240 V/1 ph/50/60 Hz

##### Electrical power max.:

0.65 kW

##### Total Watts:

0.65 kW

#### Capacity:

##### Capacity (up to):

600377 (BP6555) 220 litres

600384 (BP6565) 240 litres

#### Key Information:

External dimensions, Width: 138 mm

External dimensions, Height:

600377 (BP6555) 865 mm

600384 (BP6565) 965 mm

External dimensions, Depth: 120 mm

Shipping weight:

600377 (BP6555) 4.8 kg

600384 (BP6565) 5 kg