


**Wall support included**  
Ref. 0862




**SUPPORT BRACKETS**  
Used for weight assist and swivel, never leave mixer unattended.




01 Top mounted support brackets




02 Side mounted support brackets




SM020



AC072T - 17"



AC075T - 24"



AC076T - 27"

**01-Top mounted support brackets**

	Dimension	Weight	CODE
SM4	400 mm / 16"	1,9 Kg / 4,2 lbs	SM001
SM6	600 mm / 24"	2,3 Kg / 5 lbs	SM002
SM8	800 mm / 32"	2,6 Kg / 5,7 lbs	SM003
SM10	1000 mm / 40"	2,8 Kg / 6,2 lbs	SM004
SM12	1200 mm / 48"	3,2 Kg / 7 lbs	SM005

**02-Side mounted support brackets**

	Weight	CODE
SA	0,7 Kg / 1,5 lbs	SM006

All brackets are easily dismantled and can be cleaned in the dishwasher. Adaptable only for Master and SMX series of mixers. Adjustable length. Practical and convenient, allows adjustable height and angle.

**03-Mixer weight support clamp SM020**

Mixer weight support clamp included with the Master detachable mixers, the SMX750ES and the SMX850ES.

**04-SMX blender tool AC072T (only for SMX750ES and SMX850ES)**

<b>Total length</b>	<b>432 mm / 17"</b>
<b>Capacity</b>	<b>200 L</b>

**05-Mixer tool for SMX750ES AC075T**

<b>Total length</b>	<b>610 mm / 24"</b>
<b>Capacity</b>	<b>225 L</b>

**06-Mixer tool for SMX850ES AC076T**

<b>Total length</b>	<b>686 mm / 27"</b>
<b>Capacity</b>	<b>300 L</b>

