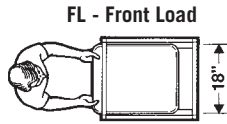


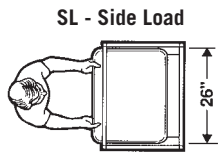
The base oven rack model numbers exclude lifting devices or pan stops.  
Channel Mfg. will provide Oven Rack CAD drawings for approval.

# Oven Racks

OVEN RACKS				STANDARD SERIES ALUMINUM CONSTRUCTION		STAINLESS SERIES STAINLESS STEEL CONSTRUCTION	
Spacing/Capacity	H	W	D	MODEL	WT	MODEL	WT
<b>SINGLE SECTION</b>							
FL 2" / 30	69¾"	20½"	26"	400A-OR-__	47	400S-OR-__	77
FL 3" / 20	69¾"	20½"	26"	401A-OR-__	38	401S-OR-__	68
FL 4" / 15	69¾"	20½"	26"	402A-OR-__	34	402S-OR-__	64
FL 5" / 12	69¾"	20½"	26"	403A-OR-__	31	403S-OR-__	61
FL 6" / 10	69¾"	20½"	26"	404A-OR-__	29	404S-OR-__	59
<b>DOUBLE SECTION</b>							
SL 2" / 30	69¾"	28½"	18"	410A-OR-__	40	410S-OR-__	72
SL 3" / 20	69¾"	28½"	18"	411A-OR-__	34	411S-OR-__	66
SL 4" / 15	69¾"	28½"	18"	412A-OR-__	31	412S-OR-__	63
SL 5" / 12	69¾"	28½"	18"	413A-OR-__	29	413S-OR-__	60
SL 6" / 10	69¾"	28½"	18"	414A-OR-__	27	414S-OR-__	54
<b>DOUBLE SECTION</b>							
SL 2" / 60	69¾"	29"	36"	410A-DOR-__	77	410S-DOR-__	158
SL 3" / 40	69¾"	29"	36"	411A-DOR-__	67	411S-DOR-__	122
SL 4" / 30	69¾"	29"	36"	412A-DOR-__	31	412S-DOR-__	104
SL 5" / 24	69¾"	29"	36"	413A-DOR-__	45	413S-DOR-__	93
SL 6" / 20	69¾"	29"	36"	414A-DOR-__	39	414S-DOR-__	86



FL - Front Load



SL - Side Load

Double Section Racks hold two trays on each set of tray slides.


Channel oven racks are equipped with 4" phenolic, extra-high temperature wheels with zerk grease fittings, 475°F continuous use, 575°F intermittent use. Use in Blast Chillers for freezing to -45°F.



For further details, see complete specifications at [AutoQuotes](http://AutoQuotes.com) or [channelmfg.com](http://channelmfg.com).



## LIFTER OPTIONS



"B" Lift



"C" Lift

Specify:

- 2 or 4 Lifters
- End and/or Side Placement



FRONT LOAD



SIDE LOAD



DOUBLE SECTION SIDE LOAD