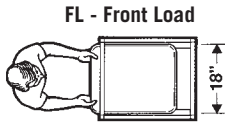


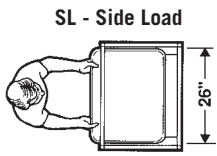
The base oven rack model numbers exclude lifting devices or pan stops.
Channel Mfg. will provide Oven Rack CAD drawings for approval.

Oven Racks

OVEN RACKS				STANDARD SERIES ALUMINUM CONSTRUCTION		STAINLESS SERIES STAINLESS STEEL CONSTRUCTION	
Spacing/Capacity	H	W	D	MODEL	WT	MODEL	WT
SINGLE SECTION							
FL 2" / 30	69¾"	20½"	26"	400A-OR-__	47	400S-OR-__	77
FL 3" / 20	69¾"	20½"	26"	401A-OR-__	38	401S-OR-__	68
FL 4" / 15	69¾"	20½"	26"	402A-OR-__	34	402S-OR-__	64
FL 5" / 12	69¾"	20½"	26"	403A-OR-__	31	403S-OR-__	61
FL 6" / 10	69¾"	20½"	26"	404A-OR-__	29	404S-OR-__	59
DOUBLE SECTION							
SL 2" / 30	69¾"	28½"	18"	410A-OR-__	40	410S-OR-__	72
SL 3" / 20	69¾"	28½"	18"	411A-OR-__	34	411S-OR-__	66
SL 4" / 15	69¾"	28½"	18"	412A-OR-__	31	412S-OR-__	63
SL 5" / 12	69¾"	28½"	18"	413A-OR-__	29	413S-OR-__	60
SL 6" / 10	69¾"	28½"	18"	414A-OR-__	27	414S-OR-__	54
DOUBLE SECTION							
SL 2" / 60	69¾"	29"	36"	410A-DOR-__	77	410S-DOR-__	158
SL 3" / 40	69¾"	29"	36"	411A-DOR-__	67	411S-DOR-__	122
SL 4" / 30	69¾"	29"	36"	412A-DOR-__	31	412S-DOR-__	104
SL 5" / 24	69¾"	29"	36"	413A-DOR-__	45	413S-DOR-__	93
SL 6" / 20	69¾"	29"	36"	414A-DOR-__	39	414S-DOR-__	86



FL - Front Load



SL - Side Load

Double Section Racks hold two trays on each set of tray slides.


Channel oven racks are equipped with 4" phenolic, extra-high temperature wheels with zerk grease fittings, 475°F continuous use, 575°F intermittent use. Use in Blast Chillers for freezing to -45°F.



For further details, see complete specifications at [AutoQuotes](http://AutoQuotes.com) or channelmfg.com.



LIFTER OPTIONS



"B" Lift



"C" Lift

Specify:

- 2 or 4 Lifters
- End and/or Side Placement



FRONT LOAD



SIDE LOAD



DOUBLE SECTION SIDE LOAD