

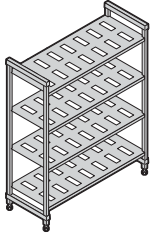
V4

4-SHELF VENTED UNITS

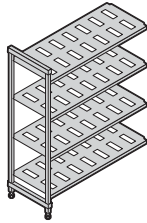
64"
HEIGHT

Starter units include 2 factory assembled stationary post kits, stationary traverses, stationary traverse dovetails and shelf plates. Add-On units include 1 factory assembled stationary post kit, stationary traverses, stationary traverse dovetails and shelf plates. Units ship complete in 1 box.

Starter



Add-On



18"
DEPTH

DIMENSIONS
D x L x H

| |
|-----------------|
| 18" x 24" x 64" |
| 18" x 30" x 64" |
| 18" x 36" x 64" |
| 18" x 42" x 64" |
| 18" x 48" x 64" |
| 18" x 54" x 64" |
| 18" x 60" x 64" |
| 18" x 72" x 64" |

CODE

| |
|-------------|
| ESU182464V4 |
| ESU183064V4 |
| ESU183664V4 |
| ESU184264V4 |
| ESU184864V4 |
| ESU185464V4 |
| ESU186064V4 |
| ESU187264V4 |

CODE

| |
|------------|
| EA182464V4 |
| EA183064V4 |
| EA183664V4 |
| EA184264V4 |
| EA184864V4 |
| EA185464V4 |
| EA186064V4 |
| EA187264V4 |

21"
DEPTH

| |
|-----------------|
| 21" x 24" x 64" |
| 21" x 30" x 64" |
| 21" x 36" x 64" |
| 21" x 42" x 64" |
| 21" x 48" x 64" |
| 21" x 54" x 64" |
| 21" x 60" x 64" |
| 21" x 72" x 64" |

| |
|-------------|
| ESU212464V4 |
| ESU213064V4 |
| ESU213664V4 |
| ESU214264V4 |
| ESU214864V4 |
| ESU215464V4 |
| ESU216064V4 |
| ESU217264V4 |

| |
|------------|
| EA212464V4 |
| EA213064V4 |
| EA213664V4 |
| EA214264V4 |
| EA214864V4 |
| EA215464V4 |
| EA216064V4 |
| EA217264V4 |

24"
DEPTH

| |
|-----------------|
| 24" x 24" x 64" |
| 24" x 30" x 64" |
| 24" x 36" x 64" |
| 24" x 42" x 64" |
| 24" x 48" x 64" |
| 24" x 54" x 64" |
| 24" x 60" x 64" |
| 24" x 72" x 64" |

| |
|-------------|
| ESU242464V4 |
| ESU243064V4 |
| ESU243664V4 |
| ESU244264V4 |
| ESU244864V4 |
| ESU245464V4 |
| ESU246064V4 |
| ESU247264V4 |

| |
|------------|
| EA242464V4 |
| EA243064V4 |
| EA243664V4 |
| EA244264V4 |
| EA244864V4 |
| EA245464V4 |
| EA246064V4 |
| EA247264V4 |

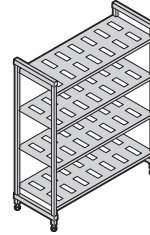
V4

4-SHELF VENTED UNITS

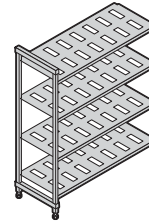
72"
HEIGHT

Starter units include 2 factory assembled stationary post kits, stationary traverses, stationary traverse dovetails and shelf plates. Add-On units include 1 factory assembled stationary post kit, stationary traverses, stationary traverse dovetails and shelf plates. Units ship complete in 1 box.

Starter



Add-On



DIMENSIONS
D x L x H

| |
|-----------------|
| 18" x 24" x 72" |
| 18" x 30" x 72" |
| 18" x 36" x 72" |
| 18" x 42" x 72" |
| 18" x 48" x 72" |
| 18" x 54" x 72" |
| 18" x 60" x 72" |
| 18" x 72" x 72" |

CODE

| |
|-------------|
| ESU182472V4 |
| ESU183072V4 |
| ESU183672V4 |
| ESU184272V4 |
| ESU184872V4 |
| ESU185472V4 |
| ESU186072V4 |
| ESU187272V4 |

CODE

| |
|------------|
| EA182472V4 |
| EA183072V4 |
| EA183672V4 |
| EA184272V4 |
| EA184872V4 |
| EA185472V4 |
| EA186072V4 |
| EA187272V4 |

| |
|-----------------|
| 21" x 24" x 72" |
| 21" x 30" x 72" |
| 21" x 36" x 72" |
| 21" x 42" x 72" |
| 21" x 48" x 72" |
| 21" x 54" x 72" |
| 21" x 60" x 72" |
| 21" x 72" x 72" |

| |
|-------------|
| ESU212472V4 |
| ESU213072V4 |
| ESU213672V4 |
| ESU214272V4 |
| ESU214872V4 |
| ESU215472V4 |
| ESU216072V4 |
| ESU217272V4 |

| |
|------------|
| EA212472V4 |
| EA213072V4 |
| EA213672V4 |
| EA214272V4 |
| EA214872V4 |
| EA215472V4 |
| EA216072V4 |
| EA217272V4 |

| |
|-----------------|
| 24" x 24" x 72" |
| 24" x 30" x 72" |
| 24" x 36" x 72" |
| 24" x 42" x 72" |
| 24" x 48" x 72" |
| 24" x 54" x 72" |
| 24" x 60" x 72" |
| 24" x 72" x 72" |

| |
|-------------|
| ESU242472V4 |
| ESU243072V4 |
| ESU243672V4 |
| ESU244272V4 |
| ESU244872V4 |
| ESU245472V4 |
| ESU246072V4 |
| ESU247272V4 |

| |
|------------|
| EA242472V4 |
| EA243072V4 |
| EA243672V4 |
| EA244272V4 |
| EA244872V4 |
| EA245472V4 |
| EA246072V4 |
| EA247272V4 |